

The CCM logo is displayed in white, stylized, italicized capital letters within a red rectangular background.

**CCM**

**MADE OF HOCKEY**

A large, dark gray, stylized number '17' is positioned on the right side of the page, extending from the middle to the bottom.

**EUROPE**



*At CCM, hockey is in our blood. For more than a century we've been bringing innovation to hockey and continually reinventing ourselves to help players reach their goals. We push the limits so that players have what they need to get better each and every day. This game is more than just a passion for us, it is, simply put, a way of life. We live and breathe hockey day in and day out. We have been, and always will be a part of this game. Our commitment is to continue to make this great game of ours even greater.*

*We are CCM.  
We are Made of Hockey.*

## TABLE OF CONTENTS

### PLAYER

SKATES - FIT GUIDE .....	2 - 3
SKATES .....	4 - 16
SKATES ACCESSORIES .....	17
STICKS - FIT GUIDE & CURVES CHART .....	18 - 19
STICKS .....	20 - 31
HELMETS .....	32 - 40
FACEMASK .....	40
VISORS .....	41
HELMET ACCESSORIES .....	42
GLOVE - FIT GUIDE .....	44
GLOVES .....	46 - 55
PANTS - FIT GUIDE .....	56
PANTS .....	58 - 65
GIRDLES AND SHELLS .....	66 - 67
TACKS PROTECTIVE .....	68 - 74
QUICKLITE PROTECTIVE .....	76 - 83
CCM ENTRY KIT .....	84
SIZING CHART .....	85
REFEREE .....	86 - 87

### GOALIE

EFLEX III GEAR .....	90 - 94
PREMIER GEAR .....	96 - 100
RETRO FLEX GEAR .....	102 - 103
YTFLEX GEAR .....	104 - 107
GOALIE GEAR ACCESSORIES .....	108
GOALIE STREET KIT .....	109
GOALIE SKATES .....	110 - 113
GOALIE SKATES ACCESSORIES .....	114
GOALIE STICKS .....	116 - 120
GOALIE ARM & BODY .....	122 - 126
GOALIE PANTS .....	128 - 132
GOALIE MASK .....	134 - 136
GOALIE BAG & ACCESSORIES .....	137 - 139
APPAREL .....	142 - 155
GAMEWEAR .....	156 - 158
BAGS .....	160 - 166
ACCESSORIES .....	169 - 179
INLINE SKATES .....	181
BANDY .....	183 - 187
STREET HOCKEY .....	188 - 189
TRAINING TOOLS .....	190 - 191







# SKATES - FIT PROFILE

**SUPER  
TACKS**



## ANATOMICAL FIT

FOREFOOT	MEDIUM
HEEL	ANATOMICAL HEEL LOCK
VOLUME	MEDIUM
STIFFNESS	PRO LEVEL STIFFNESS
SIZE	-1.5 SHOE SIZES

**JET SPEED**



## TAPERED FIT

FOREFOOT	NARROW-MEDIUM
HEEL	ANATOMICAL HEEL LOCK
VOLUME	LOW-MEDIUM
STIFFNESS	PRO LEVEL STIFFNESS
SIZE	-1.5 SHOE SIZES

**RIBCORE**



## FLEXIBLE FIT

FOREFOOT	NARROW
HEEL	SYMMETRICAL HEEL LOCK
VOLUME	LOW
STIFFNESS	FLEXIBLE BOOT
SIZE	-1.5 SHOE SIZES

\*FIT PROFILE INFORMATION APPLIES TO TOP-OF-THE-LINE CCM SKATES



# CCM PREMIUM QUARTER PACKAGE DESIGNS

CCM has brought major innovations to top grade, high performance skates with the best composite quarter packages. The quarter package of a skate consists of the largest portion of the boot and plays the most pivotal role in the skate's fit and performance.

Two premium frame constructions have been developed and are made available across numerous models in 2017 so that hockey players will always as if feel that they have top-end skates when they choose to wear CCM.



## ONE-PIECE BOOT FRAME

The ultimate in energy transfer efficiency, CCM's one-piece boot frames are engineered with high precision to provide 360-degree, anatomically-fitting skates — around, underneath and over the foot — increasing the contact area between the foot and the entire skate. The patented technology provides players with a seamless energy transfer structure that helps to maximize skating power with every stride.



**JETSPEED FT1**



**SUPER TACKS**



## 3D-LASTED (TWO-PIECE) COMPOSITE FRAME

The premium composite materials in CCM's two-piece skate designs are engineered to provide strategic stiffness in designated areas of the boot to maximize power, while reducing the overall weight of the skate. The 3D-lasting process creates a consistent out-of-the-box fit with a high definition heel lock and proper forefoot wrap. The composite materials are also extremely responsive to heat molding, giving players a personalized fit. This proven, top-end technology is also introduced in mid-level skates in 2017.



**JETSPEED FT390**



**JETSPEED FT380**



**JETSPEED FT370**



**RIBCOR 70K**



**RIBCOR 68K**



**ULTRA TACKS**



**TACKS 6092**



**TACKS 5092**



# JETSPEED SKATE

## JETSPEED FTI [NEW]

JetSpeed FTI is the first ever one-piece boot frame skate in the JetSpeed family. Featuring LITEFRAME 360 technology, the JetSpeed FTI is a highly refined skate design with leading edge engineering to help maximize a player's speed on the ice.

Its ultra-lightweight structure makes it the lightest pro caliber JetSpeed skate to date. The monocoque construction gives players two critical benefits: A complete 360° fit around and underneath the foot for a customized fit, and a seamless direct energy transfer platform that helps generate more speed with every stride.

### LITEFRAME 360 TECHNOLOGY

Lightweight one-piece composite boot frame that provides players with a close and tapered fit around the entire foot. The technology also eliminates the need for an outsole helping the player generate extreme speed.



### TOTALDRI PRO LINER

Specialized premium material designed to wick away moisture quickly and efficiently, to keep feet dry and skates light.



### SPEEDBLADE HYPERGLIDE

Polished steel blade that helps provide advanced performance and glide efficiency.







## JETSPEED FT1 [NEW] SKATE [SKFT1]

(HEAT MOLDABLE)

SIZES	SR	6-12	D	FULL/HALF	349 9400
		6-11	EE	FULL/HALF	349 9401
	JR	4-5.5	EE	FULL/HALF	349 9408
	YT	8-13	D	FULL	349 9409

**QUARTER PACKAGE** **ROCKETFRAME COMPOSITE WITH LITEFRAME 360 TECHNOLOGY**  
One-piece boot frame providing a 360-degree fit and an unprecedented direct energy transfer system.

**FIT** **TAPERED FIT**  
Provides players with a close, 360-degree tapered fit around and under the foot.

**CORE** **SPEEDCORE 3**  
Super lightweight, rigid and thermo-formable core generating ultimate performance.

**LINER** **TOTALDRI PRO LINER WITH DURAZONE ABRASION PROTECTION**  
High performance moisture-wicking material keeps feet dry and skates light.

**COMFORT PAD** **SMOOTH CONTOUR PRO**  
Soft pad around collar of the boot for superior foot and ankle comfort.

**ANKLE PADDING** **MULTI-DENSITY MEMORY FOAM**  
Asymmetrical foam comfort pads wrap anatomically around player's foot for customized fit and comfort.

**TONGUE** **TRITECH TONGUE WITH MOLDED LACE-BITE PROTECTION**  
Molded to players' feet and high ankles, with enhanced lace-bite protection.

**MIDSOLE** **LIGHTWEIGHT COMPOSITE MIDSOLE**  
Enhanced energy transfer platform for blade to boot interface.

**FOOTBED** **CCM CUSTOM FOOTBED (POWERED BY CURREXSOLE)**  
Customized arch support provides an increased area of contact with the skate for maximized performance.

**HOLDER** **SPEEDBLADE 4.0**  
Proven durability with increased attack angle providing greater strides and cornering.

**RUNNER** **SPEEDBLADE HYPERGLIDE**  
High performance polished steel blade for greater glide efficiency and a longer edge life.

## JETSPEED FT390 [NEW] SKATE [SK390J]

(HEAT MOLDABLE)

SIZES	SR	6-12	D	FULL/HALF	349 9410
		6-10	EE	FULL/HALF	349 9411
	JR	1-5.5	D	FULL/HALF	349 9417
		4-5.5	EE	FULL/HALF	349 9418

**QUARTER PACKAGE** **ROCKETFRAME COMPOSITE**  
3D-lasted lightweight composite boot with pro ergonomic shape providing excellent heel lock and speed generation.

**FIT** **TAPERED FIT**  
Provides players with a close, tapered fit around the foot.

**CORE** **SPEEDCORE 3**  
Super lightweight, rigid and thermo-formable core generating ultimate performance.

**LINER** **TOTALDRI PRO LINER WITH DURAZONE ABRASION PROTECTION**  
High performance moisture-wicking material keeps feet dry and skates light.

**COMFORT PAD** **SMOOTH CONTOUR PRO**  
Soft pad around collar of the boot for superior foot and ankle comfort.

**ANKLE PADDING** **MULTI-DENSITY MEMORY FOAM**  
Symmetrical foam comfort pads wrap around player's foot for customized fit and comfort.

**TONGUE** **TRITECH TONGUE WITH MOLDED LACE-BITE PROTECTION**  
Molded to players' feet and high ankles, with enhanced lace-bite protection.

**MIDSOLE** **LIGHTWEIGHT COMPOSITE MIDSOLE**  
Enhanced energy transfer platform for blade to boot interface.

**OUTSOLE** **EXTRA STIFF CARBON COMPOSITE WITH EXHAUST SYSTEM**  
Offers torsional rigidity to maximize energy transfer.

**FOOTBED** **AIR SYSTEM FOOTBED**  
Lightweight comfort footbed with aeration vents.

**HOLDER** **SPEEDBLADE 4.0**  
Proven durability with increased attack angle providing greater strides and cornering.

**RUNNER** **SPEEDBLADE HYPERGLIDE**  
High performance polished steel blade for greater glide efficiency and a longer edge life.





## JETSPEED FT380 [NEW] SKATE [SK380J]

HEAT MOLDABLE

SIZES	SR	6-12	D	FULL/HALF	349 9420
		7-10	EE	FULL/HALF	349 9421
	JR	1-5.5	D	FULL/HALF	349 9427

### QUARTER PACKAGE

#### ROCKETFRAME COMPOSITE

3D-lasted lightweight composite boot with pro ergonomic shape providing excellent heel lock and speed generation.

### CORE

#### SPEEDCORE 2

Lightweight, rigid and thermo-formable core generating excellent performance.

### LINER

#### TOTALDRI LINER WITH DURAZONE ABRASION PROTECTION

High performance moisture-wicking material keeps feet dry and skates light.

### COMFORT PAD

#### SMOOTH CONTOUR PRO

Soft pad around collar of the boot for excellent foot and ankle comfort.

### ANKLE PADDING

#### MULTI-DENSITY MEMORY FOAM

Symmetrical foam comfort pads wrap around player's foot for customized fit and comfort.

### TONGUE

#### FELT TONGUE WITH EMBOSSED LACE-BITE PROTECTION

7mm felt with reinforcement layers for increased comfort and protection.

### OUTSOLE

#### REINFORCED CLEAR TPU INJECTED OUTSOLE WITH EXHAUST SYSTEM

Rigid design that helps transfer energy.

### FOOTBED

#### CCM ANATOMICAL RESPONSE

Provides great support and comfort.

### HOLDER

#### SPEEDBLADE 4.0

Proven durability with increased attack angle providing greater strides and cornering.

### RUNNER

#### SPEEDBLADE STAINLESS STEEL

Provides a long lasting edge for long term performance.

## JETSPEED FT370 [NEW] SKATE [SK370J]

HEAT MOLDABLE

<b>SIZES</b>	<b>SR</b>	6-12	D	FULL/HALF	349 9430
		7-10	EE	FULL/HALF	349 9431
	<b>JR</b>	3-5.5	EE	FULL/HALF	349 9438

### QUARTER PACKAGE

#### ROCKETFRAME COMPOSITE

3D-lasted lightweight composite boot with pro ergonomic shape providing excellent heel lock and speed generation.

### CORE

#### SPEEDCORE 1

Lightweight and thermo-formable core generating excellent performance.

### LINER

#### HEAVY DUTY MICRO-FIBER WITH DURAZONE ABRASION PROTECTION

Comfortable and high resistance to wear.

### COMFORT PAD

#### SMOOTH CONTOUR PRO

Soft pad around collar of the boot for excellent foot and ankle comfort.

### ANKLE PADDING

#### MULTI-DENSITY MEMORY FOAM

Symmetrical foam comfort pads wrap around player's foot for customized fit and comfort.

### TONGUE

#### FELT TONGUE WITH EMBOSSED LACE-BITE PROTECTION

7mm felt with reinforcement layers for increased comfort and protection.

### OUTSOLE

#### REINFORCED INJECTED OUTSOLE WITH EXHAUST SYSTEM

Rigid design that helps transfer energy.

### FOOTBED

#### CCM ANATOMICAL RESPONSE

Provides great support and comfort.

### HOLDER

#### SPEEDBLADE 4.0

Proven durability with increased attack angle providing greater strides and cornering.

### RUNNER

#### SPEEDBLADE STAINLESS STEEL

Provides a long lasting edge for long term performance.





## JETSPEED FT360 [NEW] SKATE [SK360J]

(HEAT MOLDABLE)

SIZES	SR	6-12	D	FULL/HALF	349 9440
	JR	6-11	EE	FULL/HALF	349 9441
	YT	1-5.5	EE	FULL/HALF	349 9448
		8-13	D	FULL	349 9449

## JETSPEED FT350 [NEW] SKATE [SK350J]

(HEAT MOLDABLE)

<b>SIZES</b>	<b>SR</b>	39 - 47	D	FULL	349 9450
	<b>JR</b>	33 - 38	D	FULL	349 9457

## JETSPEED FT340 [NEW] SKATE [SK340J]

(HEAT MOLDABLE)

<b>SIZES</b>	<b>SR</b>	39 - 47	D	FULL	349 9460
	<b>JR</b>	33 - 38	D	FULL	349 9467
	<b>YT</b>	25 - 32	D	FULL	349 9469

QUARTER  
PACKAGE

**INJECTED WITH COMPOSITE SKIN**  
Durable boot with structural stiffness.

QUARTER  
PACKAGE

**INJECTED WITH COMPOSITE SKIN**  
Durable boot with structural stiffness.

QUARTER  
PACKAGE

**INJECTED WITH MESH FORM SKIN**  
Durable outer shell with foot support and comfort.

LINER

**HEAVY DUTY MICRO-FIBER WITH  
DURAZONE ABRASION PROTECTION**  
Comfortable and high resistance to wear.

LINER

**HEAVY DUTY MICRO-FIBER**  
Comfortable and high resistance to wear.

LINER

**BRUSHED MICRO-FIBER**  
Provides comfort and a resistance  
to wear and tear.

TONGUE

**FELT TONGUE WITH EMBOSSED  
LACE-BITE PROTECTION**  
7mm felt with reinforcement layers  
for increased comfort and protection.

TONGUE

**FELT TONGUE**  
7mm felt for comfort and protection.

TONGUE

**FELT TONGUE**  
5mm felt tongue for comfort and protection.

OUTSOLE

**INJECTED OUTSOLE WITH EXHAUST SYSTEM**  
Helps energy transfer with every stride.

OUTSOLE

**INJECTED OUTSOLE**  
Helps energy transfer with every stride.

OUTSOLE

**INJECTED OUTSOLE**  
Helps energy transfer with every stride.

FOOTBED

**CCM ANATOMICAL RESPONSE**  
Provides support and comfort.

FOOTBED

**CCM FOOTBED**  
Provides support and comfort.

FOOTBED

**CCM FOOTBED**  
Provides support and comfort.

HOLDER

**SPEEDBLADE 4.0**  
Proven durability with increased attack angle  
providing greater strides and cornering.

HOLDER/  
RUNNER

**SPEEDBLADE PRO**  
Non replaceable stainless steel blade with  
elevated holder for increased attack angle.

HOLDER/  
RUNNER

**SPEEDBLADE PRO**  
Benefits Non replaceable stainless steel blade  
with elevated holder for increased attack angle.

RUNNER

**SPEEDBLADE STAINLESS STEEL**  
Provides a long lasting edge  
for long term performance.

# RIBCOR SKATE



## RIBCOR 70K SKATE **[NEW]**

Introducing the completely redesigned RibCor 70K skate. It was time for a change and it culminated in a fully revamped skate built from leading biomechanics research and feedback from the NHL's top players who choose to wear this skate.

RibCor 70K features the innovative FlexFrame Technology which offers excellent forward flexion and the best lateral stability to provide players like Crosby, Duchene, Forsberg and Tatar with the most optimized skating stride in hockey.

### **FLEXFRAME TECHNOLOGY**

Based on industry leading biomechanics research conducted with top NHL players, the FlexFrame Technology provides excellent forward flexion to help players generate power and lateral stability which helps to maximize energy transfer with every stride.




### **LIGHTWEIGHT SKATE CONSTRUCTION**

Premium composite materials help reduce the weight for the skate by over 70 grams versus the previous generation.



### **CONTOURED HEEL LOCK DESIGN**

A new high definition heel lock and ankle lock boot shape replaces the need for the Pump from the previous generation while offering a flexible fit for all players.







## RIBCOR 70K [NEW] SKATE [SK70K]

HEAT MOLDABLE

SIZES	SR	6-12	D	FULL/HALF	349 9300
		6-11	EE	FULL/HALF	349 9301
	JR	4-5.5	D	FULL/HALF	349 9307
		4-5.5	EE	FULL/HALF	349 9308
	YT	8-13	D	FULL	349 9309

## RIBCOR 68K [NEW] SKATE [SK68K]

HEAT MOLDABLE

SIZES	SR	6-12	D	FULL/HALF	349 9310
		6-10	EE	FULL/HALF	349 9311
	JR	3-5.5	EE	FULL/HALF	349 9318

### QUARTER PACKAGE

#### COMPOSITE QUARTER

3D-lasted quarter with ultimate forward flexion and lateral stability design, maximizing the skater's stride.

### FIT

#### FLEXIBLE FIT

Provides a contoured and snug fit for all players.

### CORE

#### FLEXFRAME TECHNOLOGY

Flexion zones in the eyelet area, combined with strategic reinforcements in the rest of the core offers a bio-mechanically correct stride.

### LINER

#### TOTALDRI LINER WITH DURAZONE ABRASION PROTECTION

High performance moisture-wicking material keeps feet dry and skates light.

### COMFORT PAD

#### SMOOTH CONTOUR PRO

Soft pad around collar of the boot for superior foot and ankle comfort.

### ANKLE PADDING

#### MULTI-DENSITY MEMORY FOAM

Symmetrical foam comfort pads wrap anatomically around player's foot for customized fit and comfort.

### TONGUE

#### TRITECH PRO TONGUE WITH MOLDED LACE-BITE PROTECTION

Three-layered, 7mm felt with HDPE foam and injected lace-bite prevention zone for increased comfort and protection.

### MIDSOLE

#### LIGHTWEIGHT COMPOSITE MIDSOLE

Enhanced energy transfer platform for blade to boot interface.

### OUTSOLE

#### EXTRA STIFF CARBON COMPOSITE WITH EXHAUST SYSTEM

Offers torsional rigidity to maximize energy transfer.

### FOOTBED

#### GRIP TONITE

Locks a player's foot in the skate while providing excellent support and comfort.

### HOLDER

#### SPEEDBLADE 4.0

Proven durability with increased attack angle providing greater strides and cornering.

### RUNNER

#### SPEEDBLADE BLACK

Premium blade with oxide treatment provides a harder runner with a longer edge life and excellent resistance to corrosion.

### QUARTER PACKAGE

#### COMPOSITE QUARTER

3D-lasted quarter with ultimate forward flexion and lateral stability design, maximizing the skater's stride.

### CORE

#### FLEXFRAME TECHNOLOGY

Flexion zones in the eyelet area, combined with strategic reinforcements in the rest of the core offers a bio-mechanically correct stride.

### LINER

#### TOTALDRI LINER WITH DURAZONE ABRASION PROTECTION

High performance moisture-wicking material keeps feet dry and skates light.

### COMFORT PAD

#### SMOOTH CONTOUR PRO

Soft pad around collar of the boot for excellent foot and ankle comfort.

### ANKLE PADDING

#### MULTI-DENSITY MEMORY FOAM

Symmetrical foam comfort pads wrap around player's foot for customized fit and comfort.

### TONGUE

#### FELT TONGUE WITH EMBOSSED LACE-BITE PROTECTION

7mm felt with reinforcement layers for increased comfort and protection.

### OUTSOLE

#### REINFORCED COMPOSITE

Stiff profile that helps generate energy transfer.

### FOOTBED

#### CCM ANATOMICAL RESPONSE

Provides great support and comfort.

### HOLDER

#### SPEEDBLADE 4.0

Proven durability with increased attack angle providing greater strides and cornering.

### RUNNER

#### SPEEDBLADE STAINLESS STEEL

Provides a long lasting edge for long term performance.



## RIBCOR 66K [NEW] SKATE [SK66K]

HEAT MOLDABLE

SIZES	SR	6-12	D	FULL/HALF	349 9320
		6-10	EE	FULL/HALF	349 9321
	JR	1-5.5	D	FULL/HALF	349 9327

**QUARTER PACKAGE** **INJECTED WITH COMPOSITE MESH SKIN**  
Durable boot with structural stiffness

**LINER** **HEAVY DUTY MICRO-FIBER**  
Comfortable and high resistance to wear.

**TONGUE** **FELT TONGUE WITH EMBOSSED LACE-BITE PROTECTION**  
7mm felt with reinforcement layers for increased comfort and protection.

**OUTSOLE** **REINFORCED INJECTED OUTSOLE WITH EXHAUST SYSTEM**  
Solid energy transfer profile.

**FOOTBED** **CCM ANATOMICAL RESPONSE**  
Provides great support and comfort.

**HOLDER** **SPEEDBLADE 4.0**  
Proven durability with increased attack angle providing greater strides and cornering.

**RUNNER** **SPEEDBLADE STAINLESS STEEL**  
Provides a long lasting edge for long term performance.

## RIBCOR 64K [NEW] SKATE [SK64K]

HEAT MOLDABLE

SIZES	SR	6-12	D	FULL/HALF	349 9330
		6-10	EE	FULL/HALF	349 9331
	JR	1-5.5	D	FULL/HALF	349 9337
	YT	8-13	D	FULL	349 9339

**QUARTER PACKAGE** **INJECTED WITH COMPOSITE SKIN**  
Durable boot with structural stiffness.

**LINER** **HEAVY DUTY MICRO-FIBER**  
Comfortable and high resistance to wear.

**TONGUE** **FELT TONGUE WITH EMBOSSED LACE-BITE PROTECTION**  
7mm felt with reinforcement layers for increased comfort and protection.

**OUTSOLE** **INJECTED OUTSOLE WITH EXHAUST SYSTEM**  
Solid energy transfer profile.

**FOOTBED** **CCM ANATOMICAL RESPONSE**  
Provides great support and comfort.

**HOLDER** **SPEEDBLADE 4.0**  
Proven durability with increased attack angle providing greater strides and cornering.

**RUNNER** **SPEEDBLADE STAINLESS STEEL**  
Provides a long lasting edge for long term performance.







# SUPER TACKS SKATE



## SUPER TACKS

Five years in the making, the innovative Super Tacks skates have been engineered through leading and state of the art construction technology. Featuring MonoFrame 360 technology, Super Tacks are a one-piece boot frame providing a fully anatomical heel lock with a 360° fit around and under the foot. The Super Tacks construction eliminates the need for an outsole, providing greater foot to skate contact and an unprecedented direct force propulsion system to help generate maximum power.

## MONOFRAME 360 TECHNOLOGY

One-piece carbon composite boot frame with a fully anatomical shape that is molded to every inch of the player's foot, around and under, which helps provide more foot to skate contact. The one-piece frame construction eliminates the need for an outsole helping to create a more direct form of force propulsion.



## TRITECH PRO TONGUE

Three-layered, 7mm felt with HDPE foam and molded lace-bite prevention zone for increased comfort and protection.



## SPEEDBLADE BLACK

Premium oxide treated blade helps provide advanced performance, a longer edge life and a higher resistance to corrosion.







## SUPER TACKS SKATE [SKST3D]

(HEAT MOLDABLE)

SIZES	SR	6-12	D	FULL/HALF	349 9005
	SR	6-12	EE	FULL/HALF	349 9006
	JR	4-5.5	EE	FULL/HALF	349 9000

### QUARTER PACKAGE

#### MONOFRAME 360 ONE-PIECE CARBON COMPOSITE

One-piece boot frame providing a 360-degree anatomical heel-lock fit with an unprecedented direct energy transfer system.

### FIT

#### DNA MOLDED FIT

Provides players with a comfortable 360-degree customized fit around and under the foot.

### CORE

#### HEAT-MOLDABLE T-FORM CORE

Super lightweight, rigid and thermo-formable core generating ultimate performance.

### LINER

#### TOTALDRI LINER WITH DURAZONE ABRASION PATCH

High performance moisture-wicking material keeps feet dry and skates light and abrasion patch offers high resistance to wear and tear.

### COMFORT PAD

#### SMOOTH CONTOUR PRO

Dense pad around collar of the boot for superior foot and ankle comfort.

### ANKLE PADDING

#### MULTI-DENSITY MEMORY FOAM

Asymmetrical foam comfort pads wrap anatomically around player's foot for customized fit and comfort.

### TONGUE

#### TRITECH PRO FELT TONGUE WITH INJECTED LACE-BITE PROTECTION

Three-layered, 7mm felt with HDPE foam and injected lace-bite prevention zone for increased comfort and protection.

### MIDSOLE

#### LIGHTWEIGHT COMPOSITE MIDSOLE

Enhanced energy transfer platform for blade to boot interface.

### FOOTBED

#### CCM CUSTOM FOOTBED (POWERED BY CURREXSOLE)

Customized arch support provides an increased area of contact with the skate for maximized performance.

### HOLDER

#### SPEEDBLADE 4.0

Proven durability with increased attack angle providing greater strides and cornering.

### RUNNER

#### SPEEDBLADE BLACK

High performance blade with oxide treatment for a longer edge life and a greater resistance to corrosion.

## ULTRA TACKS SKATE [SKUTK]

(HEAT MOLDABLE)

SIZES	SR	6-12	D	FULL/HALF	349 9011
		6-12	EE	FULL/HALF	349 9012

### QUARTER PACKAGE

#### ATTACKFRAME 2 CARBON COMPOSITE

Pro designed carbon composite boot frame shaped and molded to the prototypical player's foot, helping them generate extreme skating power.

### FIT

#### MOLDED FIT

Provides players with a high definition heel lock shape and wrapped forefoot for an optimized connection between the player's foot and the skate.

### CORE

#### HEAT-MOLDABLE T-FORM CORE

Super lightweight, rigid and thermo-formable core generating ultimate performance.

### LINER

#### TOTALDRI LINER WITH DURAZONE ABRASION PATCH

High performance moisture-wicking material keeps feet dry and skates light and abrasion patch offers high resistance to wear and tear.

### COMFORT PAD

#### SMOOTH CONTOUR PRO

Dense pad around collar of the boot for superior foot and ankle comfort.

### ANKLE PADDING

#### MULTI-DENSITY MEMORY FOAM

Symmetrical foam comfort pads wrap around player's foot for customized fit and comfort.

### TONGUE

#### TRITECH PRO FELT TONGUE WITH INJECTED LACE-BITE PROTECTION

Three-layered, 7mm felt with HDPE foam and injected lace-bite prevention zone for increased comfort and protection.

### MIDSOLE

#### LIGHTWEIGHT COMPOSITE MIDSOLE

Enhanced energy transfer platform for blade to boot interface.

### OUTSOLE

#### EXTRA STIFF CARBON COMPOSITE WITH EXHAUST SYSTEM

Increased torsional rigidity to maximize energy transfer and air vent to keep feet dry and skates light.

### FOOTBED

#### AIR SYSTEM FOOTBED

Lightweight comfort footbed with aeration vents, providing excellent foot-to-skate contact and comfort.

### HOLDER

#### SPEEDBLADE 4.0

Proven durability with increased attack angle providing greater strides and cornering.

### RUNNER

#### SPEEDBLADE BLACK

High performance blade with oxide treatment for a longer edge life and a greater resistance to corrosion.

# TACKS SKATES



## TACKS 6092 SKATE [SK6092]

(HEAT MOLDABLE)

SIZES	SR	6-12	D	FULL/HALF	349 9025
	JR	6-12	EE	FULL/HALF	349 9026
		3-5.5	D	FULL/HALF	349 9020

## TACKS 5092 SKATE [SK5092]

(HEAT MOLDABLE)

<b>SIZES</b>	<b>SR</b>	6-12	D	FULL/HALF	349 9035
	<b>JR</b>	1-5.5	D	FULL/HALF	349 9030

## TACKS 4092 SKATE [SK4092]

(HEAT MOLDABLE)

<b>SIZES</b>	<b>SR</b>	6-12	EE	FULL/HALF	349 9045
	<b>JR</b>	1-5.5	EE	FULL/HALF	349 9040

### QUARTER PACKAGE

**POWER FORM TEXTURIZED COMPOSITE - METALLIC MESH**  
High end, texturized, layer-formed boot frame with strategic reinforcements, elite level support and energy transfer design.

### QUARTER PACKAGE

**POWER FORM COMPOSITE - BLACK**  
High end, layer-formed boot frame with strategic reinforcements, elite level support and energy transfer design.

### QUARTER PACKAGE

**SYNTHETIC POWER FORM COMPOSITE**  
Durable boot with elite structural stiffness and a composite skin finish.

### CORE

**COMPOSITE REINFORCED ATTACKFRAME CORE**  
Lightweight, rigid and thermo-formable core for maximum performance.

### CORE

**COMPOSITE REINFORCED ATTACKFRAME CORE**  
Lightweight, rigid and thermo-formable core for maximum performance.

### LINER

**TWO-TONE BRUSHED MICRO-FIBER**  
Provides comfort and a resistance to wear and tear.

### LINER

**TOTALDRI LINER**  
High performance moisture-wicking material keeps feet dry and skates light.

### LINER

**HEAVY DUTY MICRO-FIBER**  
High resistance to wear, while providing comfort and durability.

### TONGUE

**FELT TONGUE WITH EMBOSSED LACE-BITE PROTECTION**  
7mm felt with reinforcement layers for increased comfort and protection.

### COMFORT PAD

**SMOOTH CONTOUR**  
Soft pad around collar of the boot for excellent foot and ankle comfort.

### ANKLE PADDING

**MULTI-DENSITY MEMORY FOAM**  
Symmetrical foam comfort pads wrap around player's foot for customized fit and comfort.

### OUTSOLE

**INJECTED OUTSOLE WITH EXHAUST SYSTEM**  
Solid energy transfer profile and air vent to keep feet dry and skates light.

### ANKLE PADDING

**MULTI-DENSITY MEMORY FOAM**  
Symmetrical foam comfort pads wrap around player's foot for customized fit and comfort.

### TONGUE

**FELT TONGUE WITH EMBOSSED LACE-BITE PROTECTION**  
7mm felt with reinforcement layers for increased comfort and protection.

### FOOTBED

**ANATOMICAL RESPONSE FOOTBED**  
Provides support and comfort.

### TONGUE

**FELT TONGUE WITH INJECTED LACE-BITE PROTECTION**  
7mm felt with reinforcement layers for increased comfort and protection.

### OUTSOLE

**INJECTED OUTSOLE WITH EXHAUST SYSTEM**  
Solid energy transfer profile and air vent to keep feet dry and skates light.

### HOLDER

**SPEEDBLADE 4.0**  
Proven durability with increased attack angle providing greater strides and cornering.

### OUTSOLE

**COMPOSITE WITH INJECTED TPU AND EXHAUST SYSTEM**  
Stiff profile that helps generate energy transfer with every stride and air vent to keep feet dry and skates light.

### FOOTBED

**CCM FIT SYSTEM FOOTBED**  
Provides great support and comfort.

### RUNNER

**SPEEDBLADE STAINLESS STEEL**  
Provides a long lasting edge for long term performance.

### FOOTBED

**CCM FIT SYSTEM FOOTBED**  
Provides great support and comfort.

### HOLDER

**SPEEDBLADE 4.0**  
Proven durability with increased attack angle providing greater strides and cornering.

### HOLDER

**SPEEDBLADE 4.0**  
Proven durability with increased attack angle providing greater strides and cornering.

### RUNNER

**SPEEDBLADE STAINLESS STEEL**  
Provides a long lasting edge for long term performance.

### RUNNER

**SPEEDBLADE STAINLESS STEEL**  
Provides a long lasting edge for long term performance.





## TACKS 3092 SKATE [SK3092]

(HEAT MOLDABLE)

SIZES	SR	39 - 48	D	FULL	349 9055
	JR	33 - 38	D	FULL	349 9050

## TACKS 2092 SKATE [SK2092]

(HEAT MOLDABLE)

<b>SIZES</b>	<b>SR</b>	39 - 47	D	FULL	349 9065
	<b>JR</b>	33 - 38	D	FULL	349 9062
	<b>YT</b>	25 - 35	D	FULL	349 9060

## TACKS 1092 SKATE [SK1092]

(HEAT MOLDABLE)

<b>SIZES</b>	<b>SR</b>	39 - 47	D	FULL	349 9085
	<b>JR</b>	33 - 38	D	FULL	349 9082
	<b>YT</b>	25 - 35	D	FULL	349 9080

### QUARTER PACKAGE

**SYNTHETIC TECH FORM BOOT**  
A durable outer shell with excellent foot support and comfort.

### QUARTER PACKAGE

**SYNTHETIC FORM BOOT**  
A durable outer shell with excellent foot support and comfort.

### QUARTER PACKAGE

**SYNTHETIC FORM MESH BOOT**  
A durable boot shell with excellent foot support and comfort.

### LINER

**TWO-TONE BRUSHED MICRO-FIBER**  
Provides comfort and a resistance to wear and tear.

### LINER

**BRUSHED MICRO-FIBER**  
Provides comfort and a resistance to wear and tear.

### LINER

**BRUSHED MICRO-FIBER**  
Provides comfort and a resistance to wear and tear.

### TONGUE

**INJECTED OUTSOLE**  
Solid energy transfer profile.

### TONGUE

**INJECTED OUTSOLE**  
Solid energy transfer profile.

### TONGUE

**FELT TONGUE**  
5mm felt tongue for comfort and protection.

### OUTSOLE

**FELT TONGUE WITH EMBOSSED LACE-BITE PROTECTION**  
7mm felt for comfort and protection.

### OUTSOLE

**FELT TONGUE**  
5mm felt tongue for comfort and protection.

### OUTSOLE

**INJECTED OUTSOLE**  
Solid energy transfer profile.

### FOOTBED

**CCM FOOTBED**  
Provides support and comfort.

### FOOTBED

**CCM FOOTBED**  
Provides support and comfort.

### FOOTBED

**CCM FOOTBED**  
Provides support and comfort.

### HOLDER/ RUNNER

**SPEEDBLADE PRO**  
Non replaceable stainless steel blade with elevated heel holder for increased attack angle providing greater strides and cornering.

### HOLDER/ RUNNER

**SPEEDBLADE PRO**  
Non replaceable stainless steel blade with elevated heel holder for increased attack angle providing greater strides and cornering.

### HOLDER/ RUNNER

**E-PRO**  
Non replaceable stainless steel blade with elevated heel holder for increased attack angle providing greater strides and cornering.

# RECREATIONAL SKATES



## CCM PIROUETTE RECREATIONAL SKATE

<b>SIZES</b>	<b>WM</b>	35-42	349 3602
	<b>GR</b>	25-34	349 3601

<b>SPECS.</b>	Nickel plated carbon steel with "pic".
	Synthetic leather outsole.
	Single footbed and brushed nylon liner.



## CCM GLITTER GIRL RECREATIONAL SKATE

<b>SIZES</b>	<b>GR</b>	8-4	FULL	349 0048
--------------	-----------	-----	------	----------

<b>BOOT</b>	Water-resistant synthetic
<b>LINER</b>	Padded brushed micro fiber
<b>ANKLE PADDING</b>	Dual-density memory comfort foam
<b>OUTSOLE</b>	Lightweight injected outsole
<b>BLADE TYPE</b>	Artistic style blade with toe-pick
<b>BLADE</b>	Nickel-plated steel



## CCM TYKE EXPANDABLE RECREATIONAL SKATE

<b>SIZES</b>	26-28, 30-33, 34-37	349 0061
--------------	---------------------	----------

<b>BLADE</b>	Plastic injected blade
<b>BOOT</b>	Expandable 2-piece molded PVC shell
<b>LINER</b>	Removable brushed velvet liner



## CCM TYKE RECREATIONAL SKATE

<b>SIZES</b>	24-26, 26-27, 28-29, 30-32	349 0040 -LIGHT BLUE	349 0050 -BLACK
--------------	----------------------------	----------------------	-----------------

<b>BLADE</b>	Plastic injected blade
<b>BOOT</b>	2-piece molded PVC shell



## SB +4.0 HOLDER & RUNNER

[HRSBHG] PAIR  
349 0193



## SB +4.0 HOLDER

[HSB] LEFT / RIGHT  
349 0194 LEFT  
349 0195 RIGHT



## SPEEDBLADE +2MM

STAINLESS STEEL  
[RSBP2M] PAIR  
349 0191



## SPEEDBLADE BLACK

OXIDE STEEL  
[RSBB] PAIR  
349 0197



## SPEEDBLADE STAINLESS

REGULAR STEEL  
[RSB] PAIR  
349 0190



## SPEEDBLADE HYPERGLIDE

POLISHED STEEL  
[RHG] PAIR  
349 0189



## CCM PRO TONGUE

SIZES SR S, M, L 349 8095



## SKATE OVEN

[ACUPLU]  
349 0011



## SKATELOCK EYELET

[ACEYEL]  
4 PACK  
349 0001



## SKATELOCK KIT

[SKLOCK]  
12 PACK  
349 0002



## PROFILE 3 REPLACEMENT SCREWS

[MS602]  
50 PACK  
349 0113



## CUSTOM SUPPORT INSOLES

POWERED BY: CURREX SOLE

[ACCS]

LOW 349 0760  
MID 349 0761  
HIGH 349 0762

	2-3.5	4-5.5	6-7.5	8-9.5	10-11.5	12-13
XS		S	M	L	XL	XXL



LOW



MED



HIGH

## MEN SKATE GUIDE

US SKATE SIZE  
EURO SIZE  
FOOT LENGTH  
BLADE SIZE

	1	2	3	3.5	4	4.5	5	5.5
JUNIOR	32.5	34	35	36	36.5	37.5	38.5	39
	209	217	225	230	234	238	242	248
	215	221	230	238	238	247	255	255

SENIOR

	6	6.5	7	7.5	8	8.5	9	9.5	10	10.5	11	11.5	12	13
	40	40.5	41	42	42.5	43	44	44.5	45	45.5	46	47	48	49
	252	256	260	265	269	273	277	281	286	290	294	298	303	312
	263	263	271	271	271	280	280	287	287	295	295	304	304	312

## WOMEN SKATE GUIDE

US SKATE SIZE  
EURO SIZE  
FOOT LENGTH

	8	9	10	11	12	13
GIRLS	23	24	26	27	28	30
	145	153	165	173	181	189

WOMEN

	1	2	3	4	5	6	7	8	9	10
	31	32	33	34.5	36	37.5	39	40.5	42	43
	197	205	213	221	230	238	248	256	265	273

## SPEEDBLADE

2016-17 MODELS  
BOOT  
BLADE LENGTH

JUNIOR	1	1.5	2	2.5	3	3.5	4	4.5	5	5.5
	215		221		230		238		247	

SENIOR	6	6.5	7	7.5	8	8.5	9	9.5	10	10.5	11	11.5	12
	255		263		271		280		287		295		304

2016-17 MODELS  
BOOT  
BLADE LENGTH

JUNIOR	1	1.5	2	2.5	3	3.5	4	4.5	5	5.5
	215		221		230		238		247	255

SENIOR	6	6.5	7	7.5	8	8.5	9	9.5	10	10.5	11	11.5	12	13
	255	263		271		280		287		295		304		312

# PLAYER FIT GUIDE

**RIBCOR**



**QUICK RELEASE**

**RBZ**



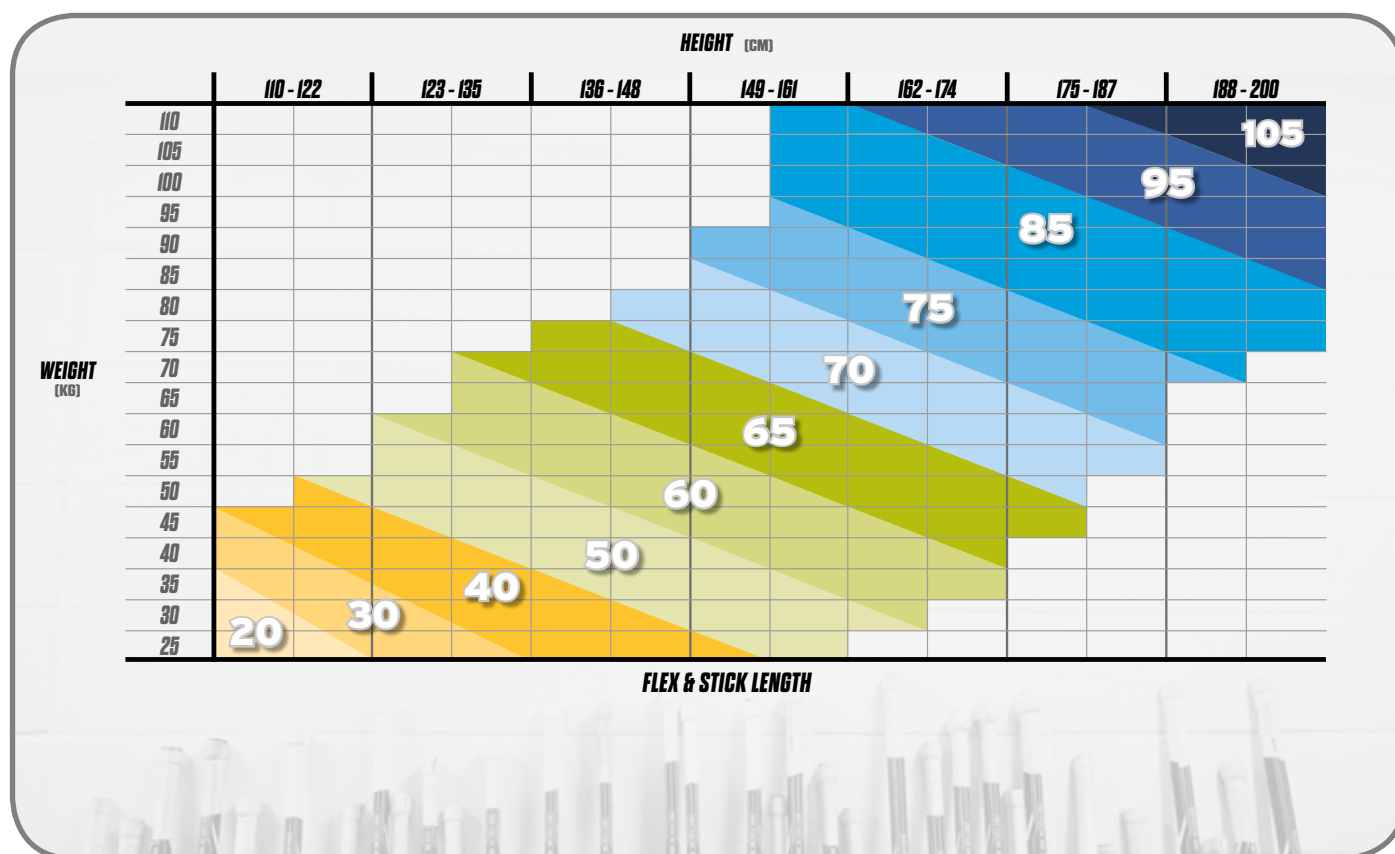
**POWER**

**TACKS**



**ACCURACY**

## FLEX CHART



**P30**



**P29**



**P28**



# PLAYER CURVE CHART



**POSITION** Heel  
**SIZE** Medium  
**OPENESS** Slightly opened  
**BENEFITS** Mid curve provides control and accuracy

**P19**



**POSITION** Mid/Toe  
**SIZE** Big  
**OPENESS** Opened  
**BENEFITS** Great for toe drags and hitting the top shelf

**P28 (186-2)**  
**MCDavid**



**POSITION** Mid  
**SIZE** Big  
**OPENESS** Opened  
**BENEFITS** The all-in-one. Accurate passing, good control and a hard shot

**P29 (203-2)**  
**CROSBY**



**POSITION** Mid  
**SIZE** Medium  
**OPENESS** Closed  
**BENEFITS** Slight hook at the toe is great for stickhandling while the closed face provides great control on shots.

**P30 (198-1)**  
**TBA**

# SUPERTACKS 2.0 STICK

## SUPERTACKS 2.0 STICK **[NEW]**

Over the past two years, the Tacks line has been proving itself due to its consistent performance. The Super Tacks 2.0 stays true to that while pushing the performance and durability levels further, as a result of our new partnership with Sigmatec, a global leader in performance composite fiber. The kick point has also been improved to give better feel on passes while providing great loading on wrist shots and slap shots. Finally, the blade is extremely stiff allowing players to hit their target more consistently, really improving their shooting accuracy. The new Super Tacks 2.0 redefines what all around performance means.

### PERFORMANCE COMBINED WITH DURABILITY

Our new partnership with Sigmatec allows us to achieve new performance and strength levels due to their tried and true carbon weave. This technology is also used on performance race cars and military equipment.



### MORE RESPONSIVE MID KICK POINT

Players will get the same benefits from the two distinct loading zones, one softer for wrist shots and one stiffer for slap shots, but will also have the advantage of having a more responsive taper to improve the feel on passes.



### UNMATCHED SHOOTING ACCURACY

The blade on the SuperTacks 2.0 is very stiff making the opening angle very slim, so it allows players to be more consistently accurate. The addition of Sigmatec not only provides stiffness but helps to increase durability.





**[NEW]****SUPERTACKS 2.0****[HSSTK2]**

WEIGHT	420 GRAMS
MATERIAL	<b>SIGMATEX</b> An exclusive spread tow fabric developed by one of the world's leading developers of composite solutions that is not only ultra-light-weight, but very strong due its near zero wrinkling during the assembly.
KICK POINT	<b>RESPONSIVE DUAL FLEX PROFILE</b> Mid kick point with two optimized loading zones, one for wrist shots and one for slap shots, while making the bottom of the taper a little bit softer for a more responsive feel.
SHAFT	<b>REINFORCED BUMPER TECHNOLOGY</b> Increase in the strength of the shaft by adding material in the slash zone for uncompromising durability. F-GEOMETRY
BLADE	<b>ACU2 BLADE</b> An extremely stiff blade with added durability due to its unique layup and Sigmatax.

**OFFERING**

<b>SENIOR FLEX 105 / 62"</b> P28 / P29	376 7048
<b>SENIOR FLEX 95 / 62"</b> P19 / P28 / P29 / P30	376 7045
<b>SENIOR FLEX 85 / 60"</b> P19 / P28 / P29 / P30	376 7040
<b>SENIOR FLEX 75 / 60"</b> P19 / P28 / P29 / P30	376 7035
<b>SENIOR FLEX 70 / 60"</b> P19 / P28 / P29 / P30	376 7032
<b>INT. FLEX 65 / 57"</b> P28 / P29 / P30	376 7030
<b>INT FLEX 55 / 55"</b> P28 / P29 / P30	376 7028
<b>JR FLEX 50 / 52"</b> P28 / P29 / P30	376 7020
<b>JR FLEX 40 / 49"</b> P28 / P29 / P30	376 7018
<b>YTH FLEX 30 / 45"</b> P29 *GLOW IN THE DARK	376 7012

**[NEW]****SUPERTACKS 2.0 TEAM****[HSSTK2]**

WEIGHT	455 GRAMS
SHAFT	<b>BUMPER TECHNOLOGY</b> Reinforcements molded into the corners of the shaft for improved durability and consistency.
BLADE	<b>XX-STIFF FOAM BLADE</b> An extremely light blade with great stiffness for great accuracy.
GRIP	<b>FULL GRIP</b> Improved control and feel.

**OFFERING**

<b>SENIOR FLEX 105 / 62"</b> P28 / P29	376 7148
<b>SENIOR FLEX 95 / 62"</b> P19 / P28 / P29 / P30	376 7145
<b>SENIOR FLEX 85 / 60"</b> P19 / P28 / P29 / P30	376 7140
<b>SENIOR FLEX 75 / 60"</b> P19 / P28 / P29 / P30	376 7135
<b>SENIOR FLEX 70 / 60"</b> P19 / P28 / P29 / P30	376 7132

**[NEW]****7092****[HS7092]**

WEIGHT	465 GRAMS
MATERIAL	<b>RESPONSIVE DUAL FLEX PROFILE</b> Mid kick point with two optimized loading zones, one for wrist shots and one for slap shots, while making the bottom of the taper a little bit softer for a more responsive feel.
KICK POINT	<b>BUMPER TECHNOLOGY</b> Reinforcements molded into the corners of the shaft for improved durability and consistency.
SHAFT	<b>ULTRA ATTACKFRAME BLADE WITH 12K WEAVE</b> A lightweight blade with high torsional and bending stiffness for accurate shooting and passing.
BLADE	<b>FULL GRIP</b> Improved control and feel.

**OFFERING**

<b>SENIOR FLEX 85 / 60"</b> P28 / P29	376 7240
<b>SENIOR FLEX 75 / 60"</b> P28 / P29	376 7235
<b>INT. FLEX 65 / 57"</b> P28 / P29	376 7230
<b>JR FLEX 50 / 52"</b> P28 / P29	376 7220
<b>JR FLEX 40 / 49"</b> P28 / P29	376 7218

# TACKS STICKS

**[NEW]**

**5092** [HS5092]

WEIGHT	485 GRAMS
KICK POINT	<b>MID KICK POINT</b> The all in-one flex profile, great loading for both wrist shots and slap shots due to its two different stiffness zones.
BLADE	<b>ULTRA ATTACKFRAME BLADE</b> A lightweight blade with high torsional and bending stiffness for accurate shooting and passing.
GRIP	<b>FULL GRIP</b> Improved control and feel.

## OFFERING

<b>SR FLEX 95 / 59"</b> P28 / P29	376 7345
<b>SR FLEX 85 / 59"</b> P28 / P29	376 7340
<b>SR FLEX 75 / 59"</b> P28 / P29	376 7335
<b>INT FLEX 65 / 57"</b> P28 / P29	376 7330
<b>JR FLEX 50 / 52"</b> P28 / P29	376 7320
<b>JR FLEX 40 / 49"</b> P28 / P29	376 7318

**[NEW]**

**3092** [HS3092]

WEIGHT	540 GRAMS
KICK POINT	<b>MID KICK POINT</b> The all in-one flex profile, great loading for both wrist shots and slap shots due to its two different stiffness zones.
BLADE	<b>ATTACKFRAME BLADE</b> A high stiffness for accurate shooting and passing.
GRIP	<b>FULL GRIP</b> Improved control and feel.

## OFFERING

<b>SR FLEX 85 / 59"</b> P29	376 7440
<b>INT FLEX 65 / 57"</b> P29	376 7430
<b>JR FLEX 40 / 49"</b> P29	376 7418
<b>YTH FLEX 20 / 43"</b> P29 *GLOW IN THE DARK	376 7410





# RBZ FT1 STICK

## RBZ FT1 STICK **[NEW]**

The new RBZ FT1 features cutting-edge technology that is designed to help players shoot harder. The Faceplate Technology has been optimized to increase the stiffness while reducing the weight of the blade. This change, combined with a taper that allows for a more efficient energy transfer means increased smash factor, which helps to generate more shot power with the RBZ FT1. Players can now benefit from an even harder shot while having a better feeling stick. Not only is the performance improved, but the look has also been refreshed to update its expressive personality.

### INCREASED SMASH FACTOR

The new RBZ FT1 has a higher smash factor which helps players shoot harder as a result of more power being generated on all shots.



### OPTIMIZED FACEPLATE TECHNOLOGY

The improved Faceplate Technology has been designed to increase the stiffness while reducing the weight of the blade. It allows us to achieve higher C.O.R throughout the blade.



### RENEWED DESIGN

Keeping the preferences of Pro players in mind, the new design keeps the expressive colors of RBZ while refreshing its personality.





[NEW]

## RBZ FT1

[HSRBZ6/HZRBZ6GR]

WEIGHT 425 GRAMS

BLADE **FACEPLATE FT1 TECHNOLOGY**  
Improved structure and design of the Faceplate for increase stiffness and C.O.R to maximize power on all shots. The weight has also been reduced considerably.

TAPER **POWERHOSEL 2**  
Longer Shaft tip sits deeper towards the heel of the blade for more efficient energy transfer.

SHAFT **TECHNORA REINFORCEMENT**  
Layers of Aramid fibers which provide great durability without compromising performance due to its bending properties.

KICK POINT **CUSTOM KICK POINT**  
A unique flex profile that is ideal for shooters since the stick flexes where the player's bottom hand is placed.



### OFFERING

SENIOR FLEX 105 / 62" 376 8048  
P28 / P29

SENIOR FLEX 95 / 62" 376 8045  
P19 / P28 / P29 / P30

SENIOR FLEX 85 / 60" 376 8040  
P19 / P28 / P29 / P30

SENIOR FLEX 75 / 60" 376 8035  
P19 / P28 / P29 / P30

SENIOR FLEX 70 / 60" 376 8032  
P19 / P28 / P29 / P30

INT. FLEX 65 / 57" 376 8030  
P28 / P29 / P30

INT. FLEX 55 / 55" 376 8028  
P28 / P29 / P30

JR FLEX 50 / 52" 376 8020  
P28 / P29 / P30

JR FLEX 40 / 49" 376 8018  
P28 / P29 / P30

YTH FLEX 30 / 45" 376 8012  
P29  
\*GLOW IN THE DARK

[NEW]

## RBZ 380

[HSZ380]

WEIGHT 465 GRAMS

BLADE **FACEPLATE TECHNOLOGY**  
A smaller faceplate designed specifically to provide very high stiffness and C.O.R in the area of the blade used most for slapshots.

TAPER **POWERHOSEL 2**  
Longer Shaft tip sits deeper towards the heel of the blade for more efficient energy transfer.

KICK POINT **CUSTOM KICK POINT**  
A unique flex profile that is ideal for shooters since the stick flexes where the player's bottom hand is placed.



### OFFERING

SENIOR FLEX 95 / 62" 376 8145  
P19 / P28 / P29 / P30

SENIOR FLEX 85 / 60" 376 8140  
P19 / P28 / P29 / P30

SENIOR FLEX 75 / 60" 376 8135  
P19 / P28 / P29 / P30

SENIOR FLEX 70 / 60" 376 8132  
P19 / P28 / P29 / P30

INT. FLEX 65 / 57" 376 8130  
P28 / P29

JR FLEX 50 / 52" 376 8120  
P28 / P29

JR FLEX 40 / 49" 376 8118  
P28 / P29

**[NEW]**

## RBZ 360

[HSZ360]

WEIGHT	480 GRAMS
BLADE	<b>SPEED POCKET CONSTRUCTION</b> Provides high C.O.R for a great trampoline effect to maximize power.
TAPER	<b>POWERHOSEL TECHNOLOGY</b> The rib inside the hosel helps maximize the energy transfer and strengthen the structure.
KICK POINT	<b>CUSTOM KICK POINT</b> A unique flex profile that is ideal for shooters since the stick flexes where the player's bottom hand is placed.

### OFFERING

<b>SENIOR FLEX 85 / 82"</b> P28 / P29	376 8245
<b>SENIOR FLEX 85 / 59"</b> P28 / P29	376 8240
<b>SENIOR FLEX 75 / 59"</b> P28 / P29	376 8235
<b>INT. FLEX 65 / 57"</b> P28 / P29	376 8230
<b>JR FLEX 50 / 52"</b> P28 / P29	376 8220
<b>JR FLEX 40 / 49"</b> P28 / P29	376 8218

**[NEW]**

## RBZ 340

[HSZ340]

WEIGHT	530 GRAMS
BLADE	<b>HIGH C.O.R CONSTRUCTION</b> Increased trampoline effect off the blade.
TAPER	<b>EFFICIENT ENERGY TRANSFER CONSTRUCTION</b> Increased energy transfer and durability.
KICK POINT	<b>CUSTOM KICK POINT</b> A unique flex profile that is ideal for shooters since the stick flexes where the player's bottom hand is placed.

### OFFERING

<b>SR FLEX 85 / 59"</b> P29	376 8340
<b>INT FLEX 65 / 57"</b> P29	376 8330
<b>JR FLEX 40 / 49"</b> P29	376 8318
<b>YTH FLEX 20 / 43"</b> P29 *GLOW IN THE DARK	376 8310







# RIBCOR TRIGGER ASY

## RIBCOR TRIGGER ASY

The Ribcor line has always been unique due to its visual technology that helps generate amazing loading and quick release. The new Ribcor Trigger ASY will still feature visible Pop Matrix Technology, but the layup will be completely new. The ASY-1 Flex Profile was developed to help maximize the performance of every single fiber in the stick. This allows the players to release even quicker than before. The structure of the blade has also been modified to increase puck feel and reduce weight. The new Ribcor Trigger ASY stays true to the DNA of the Ribcor line while, once again, improving its feel and performance.

### ASY-1 FLEX PROFILE

A complete new layup allows for an even quicker release. Designed with feedback from NHL players and validated in the CCM Performance Lab.



### POP MATRIX TECHNOLOGY

Performance fibers are constantly in tension for quick and efficient power transfer and loading, while being protected by the outer layers.

NEW POP MATRIX  
TECHNOLOGY



ORIGINAL  
RIBCOR SHAFT

### TECHNORA REINFORCEMENT

Aramid fibers that provide incredible durability without compromising performance due to their bending properties.

### ASCENT BLADE 2

The structure has been modified to reduce the weight and improve puck feel, while maintaining the stiffness in the toe.





## RIBCOR TRIGGER ASY

[HSR184]

WEIGHT	415 GRAMS
FLEX PROFILE	<b>ASY-1 FLEX PROFILE</b> A COMPLETE NEW LAYUP ALLOWS FOR AN EVEN QUICKER RELEASE. DESIGNED WITH FEEDBACK FROM NHL PLAYERS AND VALIDATED IN THE CCM PERFORMANCE LAB.
CONSTRUCTION	<b>POP MATRIX TECHNOLOGY</b> PERFORMANCE FIBERS ARE CONSTANTLY IN TENSION FOR A QUICK AND EFFICIENT POWER TRANSFER AND LOADING WHILE BEING PROTECTED BY THE OUTER LAYERS.
BLADE	<b>ASCENT BLADE 2</b> LIGHTER BLADE THAT HAS BEEN DEVELOPED TO IMPROVE PUCK FEEL WHILE MAINTAINING THE STIFFNESS IN THE TOE.
SHAFT	<b>TECHNORA REINFORCEMENT</b> INCREASE IN DURABILITY WITHOUT COMPROMISING PERFORMANCE.
KICK POINT	<b>LOW KICK POINT</b> EASY TO LOAD FOR A QUICK AND SURPRISING RELEASE.

### STIFFNESS

<b>SENIOR FLEX 105 / 62" - GRIP</b> P28 / P29 / P40	376 6048
<b>SENIOR FLEX 95 / 62" - GRIP</b> P6 / P28 / P29 / P40 / P19	376 6045
<b>SENIOR FLEX 85 / 60" - GRIP</b> P6 / P28 / P29 / P40 / P19	376 6040
<b>SENIOR FLEX 75 / 60" - GRIP</b> P6 / P28 / P29 / P40 / P19	376 6035
<b>INT. FLEX 70 / 57" - GRIP</b> P28 / P29 / P40	376 6032
<b>WHIP FLEX 60 / 57" - GRIP</b> P28 / P29 / P40	376 6028
<b>JUNIOR FLEX 50 / 52" - GRIP</b> P28 / P29 / P40	376 6020
<b>JUNIOR FLEX 40 / 49" - GRIP</b> P28 / P29 / P40	376 6018

## RIBCOR 49K

[HSRC49]

WEIGHT	450 GRAMS
CONSTRUCTION	<b>POPMATRIX TECHNOLOGY</b> PERFORMANCE FIBERS ARE CONSTANTLY IN TENSION FOR A QUICK AND EFFICIENT POWER TRANSFER AND LOADING WHILE BEING PROTECTED BY THE OUTER LAYERS.
BLADE	<b>ASCENT BLADE</b> NEW OPTIMIZED STIFFNESS PROFILE THAT GOES FROM SOFTER IN THE HEEL TO EXTRA STIFF AT THE TOE FOR A GREAT COMBINATION OF FEEL AND QUICK RELEASE.
HIGH LOADING RATIO	<b>POWER TAPER RATIO OF 3:1</b> MORE VERTICAL STIFFNESS MEANS THAT LESS ENERGY IS WASTED DOWN INTO THE ICE AND MORE ENERGY IS TRANSFERRED ALL THE WAY THROUGH TO THE BLADE.
KICK POINT	<b>LOW KICK POINT</b> EASY TO LOAD FOR A QUICK AND SURPRISING RELEASE.

### STIFFNESS

<b>SENIOR FLEX 105 / 62" - GRIP</b> P28 / P29 / P40	376 6148
<b>SENIOR FLEX 95 / 62" - GRIP</b> P6 / P28 / P29 / P40 / P19	376 6145
<b>SENIOR FLEX 85 / 60" - GRIP</b> P6 / P28 / P29 / P40 / P19	376 6140
<b>SENIOR FLEX 75 / 60" - GRIP</b> P6 / P28 / P29 / P40 / P19	376 6135
<b>SENIOR 70 / 60" - GRIP</b> P6 / P28 / P29 / P40 / P19	376 6132

## RIBCOR 47K

[HSRC47]

WEIGHT	480 GRAMS
CONSTRUCTION	<b>POPMATRIX TECHNOLOGY</b> PERFORMANCE FIBERS ARE CONSTANTLY IN TENSION FOR A QUICK AND EFFICIENT POWER TRANSFER AND LOADING WHILE BEING PROTECTED BY THE OUTER LAYERS.
BLADE	<b>ASCENT BLADE</b> NEW OPTIMIZED STIFFNESS PROFILE THAT GOES FROM SOFTER IN THE HEEL TO EXTRA STIFF AT THE TOE FOR A GREAT COMBINATION OF FEEL AND QUICK RELEASE.
HIGH LOADING RATIO	<b>POWER TAPER RATIO OF 3:1</b> MORE VERTICAL STIFFNESS MEANS THAT LESS ENERGY IS WASTED DOWN INTO THE ICE AND MORE ENERGY IS TRANSFERRED ALL THE WAY THROUGH TO THE BLADE.
KICK POINT	<b>LOW KICK POINT</b> EASY TO LOAD FOR A QUICK AND SURPRISING RELEASE.

### STIFFNESS

<b>SENIOR FLEX 95 / 59" - GRIP</b> P28 / P29	376 6245
<b>SENIOR FLEX 85 / 59" - GRIP</b> P28 / P29	376 6240
<b>SENIOR FLEX 75 / 59" - GRIP</b> P28 / P29	376 6235
<b>INT. FLEX 65 / 57" - GRIP</b> P28 / P29	376 6230
<b>JUNIOR FLEX 50 / 52" - GRIP</b> P28 / P29	376 6220
<b>JUNIOR FLEX 40 / 49" - GRIP</b> P28 / P29	376 6218

## RIBCOR 45K

[HSRC45]

WEIGHT	540 GRAMS
FLEX PROFILE	<b>EASY TO LOAD TECHNOLOGY</b> A UNIQUE STIFFNESS PROFILE THAT MIRRORS THE RIBCOR SHAFT.
BLADE	<b>SXX2 BLADE</b> THE BLADE'S STIFFNESS GOES FROM STIFF IN THE HEEL TO EXTRA STIFF IN THE TOE FOR THAT QUICK RELEASE.
HIGH LOADING RATIO	<b>POWER TAPER RATIO OF 3:1</b> MORE VERTICAL STIFFNESS MEANS THAT LESS ENERGY IS WASTED DOWN INTO THE ICE AND MORE ENERGY IS TRANSFERRED ALL THE WAY THROUGH TO THE BLADE.
KICK POINT	<b>LOW KICK POINT</b> EASY TO LOAD FOR A QUICK AND SURPRISING RELEASE.

### STIFFNESS

<b>SENIOR FLEX 85 / 59" - GRIP</b> P29	376 6340
<b>INT. FLEX 65 / 57" - GRIP</b> P29	376 6330
<b>JUNIOR FLEX 50 / 52" - GRIP</b> P29	376 6320
<b>JUNIOR FLEX 40 / 49" - GRIP</b> P29	376 6318



[NEW]

## ULTIMATE [HSULT]

BLADE

**ULTIMATE ABS CORE**  
Great durability on a variety of surfaces.

SHAFT

**MULTI-LAM CONSTRUCTION**  
Very strong and durable with a long lasting glossy finish.

ALSO RECOMMENDED FOR STREET HOCKEY

### OFFERING

**SENIOR FLEX 85** 376 3740  
P29

**JUNIOR FLEX 50** 376 3720  
P29

**YOUTH FLEX 35** 376 3715  
P29

**KID FLEX 20** 376 3710  
Straight

## CROSSOVER BLADE

[BLCRO]

BLADE

**FIBERGLASS REINFORCED WITH ABS CORE**  
VERY HIGH DURABILITY WITH GOOD FEEL.

HOSEL

**STANDARD HOSEL**  
FITS WITH A TRADITIONAL SHAFT

### PATTERNS

**SENIOR** 774 1403  
P5 / P19 / P21 / P23

**JUNIOR** 774 1404  
P19 / P23



## COMPOSITE END PLUG [HSULT]

374 1400

HOSEL

4 INCH COMPOSITE END PLUG



## WOOD END PLUG [BLCRO]

SR 374 1402 JR 374 1401

HOSEL

4 INCH WOODEN END PLUG



# ***FIT TO PROTECT***

## ***A FIT FOR EVERY PLAYER***

Every player can find the right fit with a CCM helmet. Our helmets are designed to adjust to all head shapes to ensure a great level of comfort.

## ***COMMITMENT TO SAFETY***

Our commitment to safety is paramount. Our engineering teams are continuously looking through cutting-edge technology. As a result of our partnership with the Neurotrauma Impact Science Laboratory, we are able to deliver innovative products that offer an elite level of protection.



uOttawa









# TACKS 710 HELMET



## TACKS 710 HELMET **[NEW]**

The new Tacks helmet was designed to offer state-of-the-art comfort and fit. With its completely new comfort liner, it delivers an amazing fit and incorporates D30® Lite and our R.E.D. system to offer an elite level of protection.

### **R.E.D. SYSTEM + D30® SMART MATERIAL**

A combination of our R.E.D. system developed with the Neurotrauma Impact Science Laboratory and rate sensitive D30® Lite to offer an elite level of protection.



### **NEW I.Q.SHION FOAM**

Offers a premium level of comfort.



### **EASY ADJUSTMENT**

A simple adjustment mechanism at the back of the helmet for a quick, comfortable wrap.





## TACKS 710 HELMET

[NEW]

[HT710] 351 8000  
[HT710C] 351 8005

SIZES		HAT SIZES
SR	L	57 - 62 CM / 7 1/8 - 7 3/4
	M	55 - 59 CM / 6 7/8 - 7 3/8
	S	51 - 56 CM / 6 3/8 - 7

**LINER** NEW I.Q.SHION FOAM COMFORT LINER WITH D30® LITE AND R.E.D. SYSTEM  
Designed to manage multiple types of impacts while offering a premium level of comfort and fit.

**ADJUSTMENT** SINGLE TOOL FREE ADJUSTMENT  
Easy adjustment at the back of the helmet for a customized snug fit.

**SHELL** DESIGNED TO MAXIMIZE PROTECTIVE CAPABILITIES  
A pro preferred look with geometry that helps absorb impacts.

### COLORS



Offered as a combo with silver FM680 in S, M, L

## TACKS 310 HELMET

[NEW]

[HT310] 351 8010  
[HT310C] 351 8015

SIZES		HAT SIZES
SR	L	57 - 62 CM / 7 1/8 - 7 3/4
	M	55 - 59 CM / 6 7/8 - 7 3/8
	S	51 - 56 CM / 6 3/8 - 7

**LINER** NEW I.Q.SHION FOAM COMFORT LINER WITH D30® LITE  
High level of protection and offers a premium level of comfort and fit.

**ADJUSTMENT** SINGLE TOOL FREE ADJUSTMENT  
Easy adjustment at the back of the helmet for a wrap fit and high level of comfort.

**SHELL** DESIGNED TO MAXIMIZE PROTECTIVE CAPABILITIES  
A pro preferred look with geometry that helps absorb impacts.

### COLORS



Offered as a combo with silver FM680 in S, M, L

## TACKS 110 HELMET

[HT110] 351 8020  
[HT110C] 351 8025

SIZES		HAT SIZES
SR	L	57 - 62 CM / 7 1/8 - 7 3/4
	M	55 - 59 CM / 6 7/8 - 7 3/8
	S	51 - 56 CM / 6 3/8 - 7
	XS	50 - 54 CM / 6 1/4 - 6 3/4

**LINER** MULTI DENSITY FOAM LINER  
Pro preferred look and developed to help manage a variety of impacts.

**ADJUSTMENT** SINGLE TOOL FREE ADJUSTMENT  
Easy adjustment at the back of the helmet for a customized fit and high level of comfort.

**SHELL** DESIGNED TO MAXIMIZE PROTECTIVE CAPABILITIES  
A pro preferred look with geometry that helps absorb impacts.

### COLORS



\* NOT \*  
AVAILABLE  
AS COMBO

Offered as a combo with silver FM580 in XS, S, M, L



# FITLITE 3DS HELMET



## FITLITE 3DS

The CCM FitLite 3DS was built to meet the needs of our pro players. It features D30® Smart Material technology with rate sensitive properties that react differently to various levels of impact. The front to back adjustment and the new 360° wrapping Microdial III adjustment system provide an improved customized fit.

### D30® SMART MATERIAL

D30® Smart Material with rate sensitive shock absorbing properties.



### CUSTOMIZABLE FIT

The Microdial III system and low density flexible EPP with memory foam for a comfortable, 360° wrap around the head.



### ABS SUBSHELL

High density PE shell with ABS subshell for a lightweight professional level of protection and customizable color options.







## FITLITE 3DS HELMET

[HTFL3DS] 351 3000  
[HTFL3DSC] 351 3010

SIZES	HAT SIZES
SR	L 58 - 64 CM / 7 1/4 - 8
	M 54 - 59 CM / 6 3/4 - 7 3/8
	S 50 - 56 CM / 6 1/4 - 7

**D3D® SMART MATERIAL**  
**SMART MATERIAL WITH RATE SENSITIVE SHOCK ABSORBING PROPRIETIES**  
Premium level protection disperses the force of impact.

**LINER**  
**LOW DENSITY EPP WITH MEMORY FOAM COMFORT CUSHIONS**  
Offers a lightweight professional level of protection and a state of the art comfort.

**MICRODIAL III**  
**ALLOWS A FULL 360° WRAP AND ADJUSTMENT**  
Optimal fit and comfort with an occipital lock for a customizable fit and to keep the helmet in place during play.

**SHELL**  
**HIGH DENSITY PE SHELL WITH ABS SUBSHELL**  
Lightweight professional level of protection with team customizable colour.

### COLORS

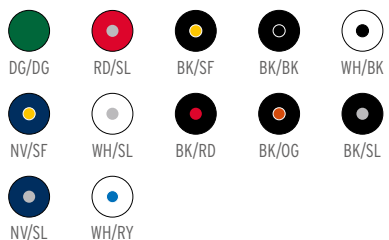
HELMET / SUBSHELL™

\*Offered as a combo with the FM680 in sizes S, M, L

#### SRANDARD



#### BOOKING ONLY



## FITLITE HELMET

[HTFL] 351 1900  
[HTFLC] 351 1970

SIZES	HAT SIZES
SR	L 58 - 64 CM / 7 1/4 - 8
	M 54 - 59 CM / 6 3/4 - 7 3/8
	S 50 - 56 CM / 6 1/4 - 7

**R.E.D. SYSTEM**  
**LIQUID FILLER BLADDERS POSITIONED BETWEEN THE LINER AND THE PLAYER'S HEAD**  
Revolutionary technology developed with Oblique Technology and the University of Ottawa to manage multiple impacts of the head during an impact.

**LINER**  
**LOW DENSITY FLEXIBLE EPP WITH LYCRA™ LAMINATED COMFORT CUSHIONS**  
Offers a lightweight high level of protection and comfort.

**MICRODIAL II**  
**ALLOWS A 360° WRAP AND ADJUSTMENT**  
Optimal fit and comfort with an occipital lock to best keep the helmet in place during play.

**SHELL**  
**TWO TONE HIGH DENSITY PE SHELL WITH PETG SUBSHELL**  
Lightweight protection with team customizable color.

### COLORS

HELMET / SUBSHELL™

\*Offered as a combo with the FMFL80 in sizes S, M, L

#### SRANDARD



# FITLITE HELMETS



## FL80 HELMET

[HTFL80] 351 2000  
[HTFL80C] 351 2050

SIZES	HAT SIZES
SR	L 58 - 63 CM / 7 1/4 - 7 7/8
	M 55 - 59 CM / 6 7/8 - 7 3/8
	S 51 - 56 CM / 6 3/8 - 7

## FL60 HELMET

[HTFL60] 351 2160  
[HTFL60C] 351 2150

SIZES	HAT SIZES
SR	L 58 - 63 CM / 7 1/4 - 7 7/8
	M 55 - 59 CM / 6 7/8 - 7 3/8
	S 51 - 56 CM / 6 3/8 - 7

## FL40 HELMET

[HTFL40] 351 2200  
[HTFL40C] 351 2250

SIZES	HAT SIZES
SR	L 58 - 62 CM / 7 1/4 - 7 3/4
	M 55 - 59 CM / 6 7/8 - 7 3/8
	S 51 - 56 CM / 6 3/8 - 7
JR	XS 48 - 53 CM / 6 - 6 5/8

R.E.D. SYSTEM	<b>LIQUID FILLER BLADDERS POSITIONED BETWEEN THE LINER AND THE PLAYER'S HEAD</b> Revolutionary technology developed with Oblique Technology and the University of Ottawa to manage multiple impacts of the head during an impact.	R.E.D. SYSTEM	<b>LIQUID FILLER BLADDERS POSITIONED BETWEEN THE LINER AND THE PLAYER'S HEAD</b> Revolutionary technology developed with Oblique Technology and the University of Ottawa to manage multiple impacts of the head during an impact.	FIT CLIPS	<b>TOOL FREE LENGTH ADJUSTMENT</b> Tool free length adjustment.
FIT CLIPS	<b>TOOL FREE LENGTH ADJUSTMENT</b> Tool free length adjustment.	FIT CLIPS	<b>TOOL FREE LENGTH ADJUSTMENT</b> Tool free length adjustment.	LINER	<b>MULTI DENSITY FOAM LINER</b> Liner designed to provide high levels of comfort and protection.
LINER	<b>HIGH GRADE EPP WITH LYCRA LAMINATED COMFORT CUSHIONS</b> Offers a high level protection and comfort.	LINER	<b>LOW DENSITY EPP LINER WITH LYCRA COMFORT CUSHIONS</b> Offers a high level protection and comfort.	SHELL	<b>AERODYNAMIC SHELL WITH VENTILATION</b> Low profile fit with high level of protection.
SHELL	<b>HIGH DENSITY PE SHELL WITH PETG SUBSHELL</b> Lightweight protection with team customizable color.	SHELL	<b>HIGH DENSITY PE SHELL</b> Lightweight high level of protection.		

### COLORS

HELMET / SUBSHELL™

\*Offered as a combo with the gunmetal FMFL80 in sizes S, M, L



### COLORS

HELMET

\*Combo with FMFL80 IN S, M, L

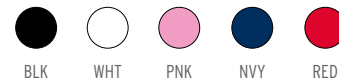


\* AVAILABLE AS COMBO

### COLORS

HELMET

\*Combo with FMFL40 SILVER



\* AVAILABLE AS COMBO

# YOUTH PLAYER HELMET

HELMETS



## **[NEW] FL3DS YOUTH HELMET**

Designed specifically for the player from 4 to 7 years old. The new Youth FL3DS helmet offers a tailored fit, easy adjustment and a age specific protection.

### PROTECTION

Science based, age specific protection to address how young players are most likely to get injured.

**LITE**  
BY D3O

## 5 SUPER EASY STEPS

### 1 - LENGTH OF HELMET



### 2 - CLIP UNDER CHIN



### 3 - TOP CLIP ADJUSTMENT



### 4 - J-CLIP ADJUSTMENT



### 5 - VELCRO STRAP ADJUSTMENT



## FL3DS YOUTH HELMET [HTYTHC]

**[NEW]**

SIZES YT ONE SIZE 351 6000

LINER EVA LINER WITH INTEGRATED D3O® LITE

Designed to manage youth specific impacts.

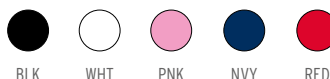
ADJUSTMENT TOOL FREE FACEMASK ADJUSTMENT + FRONT/BACK SIDE CLIPS

An easy helmet to adjust that will grow with the player.

SHELL HIGH DENSITY PE SHELL

Lightweight elite level of protection.

### COLORS



BLK WHT PNK NVY RED

## YOUTH STICKER

[ACCYTS] 351 6010

COLORS PINK, BLUE, RED, SILVER, YELLOW NEON

**CCM**  
2017 EURO CATALOGUE



# FACEMASKS

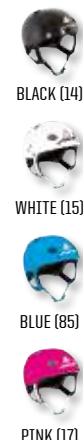


Jofa

## 715 MULTI-PURPOSE HELMET

**SIZES** S 45.5 - 52.5 CM M 51.5 - 55.5 CM 251 0100

<b>FIT</b>	<b>MICRODIAL FOR A FAST AND EASY SIZE ADJUSTMENT.</b> Easy to change to a proper size even with winter gloves on. Adjustable in both length and width to ensure perfect fit.
<b>LINER</b>	<b>MULTI IMPACT EXPANDED POLYPROPYLENE (EPP) FOAM.</b> Great recovery ability ensures protection on numerous occasions. Comfort liner and comfort hat with ear protection.
<b>SHELL</b>	<b>HIGH DENSITY POLYETHYLENE.</b>
<b>VENTILATION</b>	<b>VENTILATION HOLES</b> with contrast colored webbing.
<b>RELEASE SYSTEM</b>	<b>CERTIFIED GREEN SAFETY BUCKLE.</b>
<b>OTHER</b>	<b>CE APPROVED EN 1080 IMPACT PROTECTION.</b> Helmet for use by young children while cycling or pursuing other activities in environments which has proven risks of head injuries.



Jofa

## 415 MULTI-PURPOSE HELMET

**SIZES** S 45.5 - 52.5 CM M 51.5 - 55.5 CM 251 0120

<b>FIT</b>	<b>TWO-PIECE.</b> Adjustable shell with two point adjustment.
<b>LINER</b>	<b>MULTI IMPACT EXPANDED POLYPROPYLENE (EPP) FOAM.</b> Great recovery ability ensures protection on numerous occasions. Comfort pads.
<b>SHELL</b>	<b>HIGH DENSITY POLYETHYLENE.</b>
<b>VENTILATION</b>	<b>VENTILATION HOLES</b>
<b>RELEASE SYSTEM</b>	<b>CERTIFIED GREEN SAFETY BUCKLE.</b>
<b>OTHER</b>	<b>CE APPROVED EN 1080 IMPACT PROTECTION.</b> Helmet for use by young children while cycling or pursuing other activities in environments which has proven risks of head injuries.



## 680 FACEMASK

**[FM680BKS]** BLACK/SILVER **[FM680GML]** GUNMETAL

**SIZES** SR S, M, L 351 0555  
**COLORS** BLACK/SILVER, GUNMETAL

<b>WIRES</b>	<b>THIN FLAT WIRES</b> New straight alloy bars design to provide maximum visibility.
<b>CHIN CUP</b>	<b>NEW MULTI DENSITY FOAM CHIN CUP</b> Designed to provide high levels of comfort, water management and protection.



## FL40 FACEMASK

**[FMFL40]**

**SIZES** SR XS, S, M, L 351 0540  
**COLORS** SILVER

<b>WIRES</b>	<b>THIN ROUND WIRES</b> Straight bars designed to provide maximum line of sight.
<b>CHIN CUP</b>	<b>COMFORT FOAM WITH WIRE GUARD</b> Designed for comfort with protection around the bottom to reduce abrasion.

POWERED BY



**REVISION.**

revisionmilitary.com

Revision Military is a world leader in ballistic eyewear and advanced head systems.

HELMETS



## STRAIGHT CERTIFIED

WITH SPACER

[VR24] - VISOR + SPACER

CERTIFIED CSA, HECC AND CE  
COLOR: CLEAR

655 1001



## STRAIGHT CERTIFIED

TOOLESS WITH FAST-CLIP

[VR24T] - VISOR + FAST CLIP

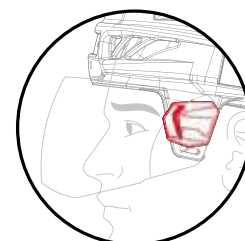
[VRR24] - REPLACEMENT VISOR 1 / PACK

CERTIFIED CSA, HECC AND CE  
COLOR: CLEAR



655 1002

655 1003



## CCM FAST-CLIP

CCM exclusive Fast-Clip\* built to resist high impacts and easy quick release system.

\*Patent pending



## LASER CURVE

TOOLESS WITH FAST-CLIP

- VISOR + SCREW

[VR34T] - VISOR + FAST CLIP

[VRR34] - REPLACEMENT VISOR 1 / PACK

CERTIFIED CSA, HECC AND CE  
COLOR: CLEAR



655 1004

655 1005

655 1006



## STRAIGHT

TOOLESS WITH FAST-CLIP

- VISOR + SCREW

[VR25T] - VISOR + FAST CLIP

[VRR25] - REPLACEMENT VISOR 1 / PACK

COLOR: CLEAR



AMERICAN  
\*AVAILABLE  
IN U.S. ONLY

655 1007

655 1008

655 1009



SCRATCH RESISTANT  
RESISTANT AUX  
RAYURES

## ANTI-SCRATCH

Build to withstand in tough environments.



ANTI-FOG  
ANTI-BUEE

## ANTI-FOG

Revision's integrated coating system that keeps the visor dry during play.



ENHANCED VISION  
VISION AMÉLIORÉE



## STRAIGHT SHORT

TOOLESS WITH FAST-CLIP

- VISOR + SCREW

[VR31T] - VISOR + FAST CLIP

[VRR31] - REPLACEMENT VISOR 1 / PACK

COLOR: CLEAR



AMERICAN  
\*AVAILABLE  
IN U.S. ONLY

655 1010

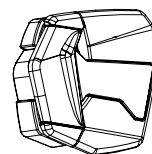
655 1011

655 1012

## FAST CLIP ATTACHMENT

[VRFCLP]

655 1051



## SCREW KIT

[VRSPAC]

655 1050

# HELMET ACCESSORIES

## CCM FITLITE REPLACEMENT PARTS KIT

[ACCKTC] 351 0911

HTFL front post holder	(8)	FML40 strap and buckle	(2 pr.)
Left J-clip	(10)	Left FML40 topclip	(10)
Right J-clip	(10)	FMFL topclip	(20)
Earloop	(2 pr.)	Plastic buckle	(15)
HTFL 40 post	(25)	Rear snap	(25)
Long screw	(25)	HTFL front post	(25)
Rear snap screw	(25)		

## CCM RESISTANCE REPLACEMENT PARTS KIT

[ACCKTR] 351 00912

FMRes J-clip	(12)	Plastic buckles	(20)
Left J-clip	(10)	FMRes topclip	(20)
Right J-clip	(10)	Long screw	(25)
Earloops	(2 pr.)	FM580 topclip	(20)
Square post	(25)	Medium screw	(25)
Small round post	(25)	Rear snap post	(25)
Round post	(25)	Rear snap screw	(25)








## **GLOVES - CHOOSE YOUR FIT**

**A FIT FOR ALL PLAYERS.  
EACH GLOVE OFFERS A DISTINCTIVE FIT**


### **SUPER TACKS**



#### **ANATOMICAL FIT**

**SNUG AROUND THE HAND  
WITH AN OPEN CUFF**

### **QUICKLITE**



#### **TAPERED FIT**

**TAPERED FIT THROUGHOUT THE HAND  
WITH AN OPEN CUFF**

### **TACKS 4 ROLL PRO**



#### **CLASSIC STRAIGHT FIT**

**A LOOSE FIT AT THE FINGERS, BACKHAND  
AND CUFF FOR GREAT MOBILITY**





# SUPER TACKS GLOVES

## SUPER TACKS GLOVES **[NEW]**

The new Super Tacks gloves have an adjusted fit that hugs the hand with an open cuff for improved maneuverability. Designed for great control and an enhanced protection, the Super Tacks gloves are engineered with innovative D30® Smart Material technology to deliver an amazing performance.

### **FIT**

Adjusted fit with an open, 3 piece segmented cuff for better stick handling control.



### **PROTECTION**

Pro level PE foam and PE inserts with D30® Smart Material on fingers and backhand for lightweight protection.



### **REINFORCED PALM**

New NHL Clarino plam with reinforcement for a pro feel, high quality and durability.





POWERED BY  
**D30**  
IMPACT PROTECTION



**LITE**  
BY D30

## **SUPER TACKS** [NEW] **GLOVES** [HGSP TK]

**SIZES** SR 13", 14", 15"  
JR 11", 12" 356 8000  
356 8001

**CONSTRUCTION** PRO SELECTED POLYESTER  
Lightweight and very durable.

**FINGERS / BACKHAND** PRO LEVEL PE FOAM AND PE INSERT WITH D30® SMART MATERIAL  
Lightweight construction with pro level protection.

**THUMB** 2-PIECE FLEXIBLE THUMB - SR ONLY  
Increase mobility for a better grip.

**PALM** NHL CLARINO REINFORCED PALM  
Pro feel and high durability.

**CUFF** OPEN, SEGMENTED 3 PIECE CUFF  
Enhance freedom of movement, flexibility and protection.

### COLORS



BKWH RDWH NVWH TACKS



## **YOUTH SUPER TACKS** [NEW] **GLOVES** [HGSP TK]

**SIZES** YT 8", 9" **COLOR:** BKWH 356 8002

**CONSTRUCTION** PRO SELECTED POLYESTER  
Lightweight and very durable.

**FINGERS / BACKHAND** PE FOAM WITH D30® SMART MATERIAL  
Lightweight construction with elite protection.

**PALM** WATER REPELLENT PALM  
Provides a more comfortable experience.

**CUFF** OPEN CUFF  
Enhance freedom of movement, flexibility and protection.



BKWH RDWH NVWH

## **TACKS 7092** [NEW] **GLOVES** [HG7092]

**SIZES** SR 13", 14", 15"  
JR 10", 11", 12" 356 8010  
356 8011

**CONSTRUCTION** PRO SELECTED POLYESTER  
Lightweight and very durable.

**FINGERS / BACKHAND** PRO LEVEL PE FOAM AND PE INSERT WITH D30® LITE  
Lightweight construction with elite level of protection.

**THUMB** 2-PIECE FLEXIBLE THUMB - SR ONLY  
Increase mobility for a better grip.

**PALM** CLARINO PALM WITH KEVLAR REINFORCEMENT  
Pro feel and increased abrasion resistance.

**CUFF** OPEN, SEGMENTED 3 PIECE CUFF  
Enhance freedom of movement, flexibility and protection.

### COLORS



RYWH BKWH RDWH

### BOOKING



BKRW BKBK BKOR BKSF BKRD NYRW GRN MAR



### WATER REPELLENT PALM

The water repellent palm helps players perform while providing a more comfortable playing experience.

# TACKS GLOVES



## TACKS 5092 [NEW] GLOVES [HG5092]

<b>SIZES</b>	<b>SR</b>	13", 14", 15"	356 8020
	<b>JR</b>	10", 11", 12"	356 8021

**CONSTRUCTION** **LIGHTWEIGHT POLYESTER**  
Lightweight and durable.

**FINGERS / BACKHAND** **PE FOAM AND PE INSERT**  
Lightweight construction with high level of protection.

**THUMB** **FLEXIBLE THUMB - SR ONLY**  
Increase mobility for a better grip.

**PALM** **NASH PALM WITH REINFORCEMENT**  
Great feel and enhanced durability.

**CUFF** **OPEN CUFF**  
Freedom of movement, flexibility and protection.

### COLORS



BLK Nvy RED NYRW

### BOOKING



BKBK BKOR BKRW NYSF BKSF



## TACKS 3092 [NEW] GLOVES [HG3092]

<b>SIZES</b>	<b>SR</b>	13", 14", 15"	356 8030
	<b>JR</b>	10", 11", 12"	356 8031

**CONSTRUCTION** **LIGHTWEIGHT POLYESTER**  
Lightweight and comfortable.

**FINGERS / BACKHAND** **PE FOAM**  
Lightweight construction with great level of protection.

**THUMB** **2-PIECE THUMB**  
For mobility and better grip.

**PALM** **NASH PALM**  
Great feel and durability.

**CUFF** **OPEN CUFF**  
Freedom of movement and protection.

### COLORS



BLK Nvy







# QUICKLITE GLOVES



## QUICKLITE GLOVES

The QuickLite gloves offer an improved design with a tapered fit in the fingers and cuff. Featuring lightweight materials, a new soft stretchy palm with high abrasion reinforcement and a new pro flex thumb to help increase maneuverability and feel.

### IMPROVED FIT

Adjusted fit with a flexible cuff.



### PROTECTION

Pro level PE foam and PE inserts on fingers, backhand, side wall and cuff.



### REINFORCED PALM

Clarino Nash palm with a super soft feel and reinforcement for added durability





## QUICKLITE GLOVES [HGQLT]

### SIZES

SR	13", 14", 15"	356 7801
JR	11", 12"	356 7800
YT	8", 9"	356 7500 (ONLY BKWH)

CONSTRUCTION	PRO SELECTED POLYESTER AND LIGHTWEIGHT FOAM LIGHTWEIGHT AND VERY DURABLE.
BACKHAND/ FINGERS	PRO LEVEL PE ZOTE FOAM AND PE INSERTS LIGHTWEIGHT CONSTRUCTION WITH PRO LEVEL PROTECTION.
THUMB	FLEXIBLE THUMB (SR ONLY) INCREASE MOBILITY FOR A BETTER GRIP.
PALM	CLARINO PRO FEEL NASH AND REINFORCED PALM PRO FEEL AND HIGH DURABILITY.
CUFF	OPEN, SEGMENTED CUFF ENHANCED FREEDOM OF MOVEMENT, FLEXIBILITY AND PROTECTION.

### COLORS



BKWH  
AVAILABLE IN  
8" & 9"

NVWH

RDWH

BKRW

## QUICKLITE 290 GLOVES [HG290]

### SIZES

SR	13", 14", 15"	356 7701
JR	11", 12"	356 7700

CONSTRUCTION	PRO SELECTED POLYESTER WITH PU TRIMS LIGHTWEIGHT AND VERY DURABLE.
BACKHAND/ FINGERS	PRO LEVEL HD/PE FOAM WITH PE INSERT LIGHTWEIGHT CONSTRUCTION WITH ELITE LEVEL OF PROTECTION.
THUMB	FLEXIBLE THUMB (SR ONLY) INCREASE MOBILITY FOR A BETTER GRIP.
PALM	CLARINO PRO NASH PALM WITH HIGH ABRASION REINFORCEMENT PRO FEEL AND ENHANCED DURABILITY.
CUFF	OPEN, SEGMENTED FLEX CUFF ENHANCED FREEDOM OF MOVEMENT, FLEXIBILITY AND PROTECTION.

### COLORS



BKWH

NVWH

BKRW

RDWH

NVSF

### BOOKING



BKBK

NVRW

RYWH

BKOR

RYRW



BKSF

MAWH

GRWH

BKRD



# QUICKLITE GLOVES



## QUICKLITE 270 GLOVES [HG270]

### SIZES

SR	13", 14", 15"	356 7601
JR	10", 11", 12"	356 7600

### CONSTRUCTION

**PRO QUALITY MESH**  
LIGHTWEIGHT AND VERY DURABLE.

### BACKHAND/ FINGERS

**PE FOAM AND PE INSERT**  
LIGHTWEIGHT CONSTRUCTION WITH HIGH LEVEL OF PROTECTION.

### THUMB

**FLEXIBLE THUMB (SR ONLY)**  
INCREASE MOBILITY FOR A BETTER GRIP.

### PALM

**SOFT NASH PALM WITH REINFORCEMENT**  
GREAT SOFT FEEL AND DURABILITY.

### CUFF

**OPEN, SEGMENTED CUFF**  
ENHANCED FREEDOM OF MOVEMENT, FLEXIBILITY AND PROTECTION.

### COLORS



### BOOKING COLORS [HG270C]



## QUICKLITE 250 GLOVES [HG250]

### SIZES

SR	13", 14", 15"	356 7502
JR	10", 11", 12"	356 7501

### CONSTRUCTION

**LIGHTWEIGHT POLYESTER**  
LIGHTWEIGHT AND COMFORTABLE.

### BACKHAND/ FINGERS

**PE FOAM WITH PE INSERTS ON BACK HAND (SR ONLY)**  
LIGHTWEIGHT CONSTRUCTION WITH GREAT LEVEL OF PROTECTION.

### THUMB

**REGULAR PE THUMB**  
PROTECTS THE THUMB.

### PALM

**SOFT NASH PAM WITH REINFORCEMENT (SR ONLY)**  
GREAT SOFT FEEL AND DURABILITY.

### CUFF

**SEGMENTED CUFF**  
OFFERS FLEXIBILITY AND PROTECTION.

### COLORS







# TACKS 4R PRO GLOVES



## TACKS 4R PRO GLOVES [NEW]

The same great fit under a new, legendary name. The new Tacks 4Roll is a pro player favorite with its natural feel, classic look and elite level of durability.

### CLASSIC FIT

The same great fit under a new, legendary name. The new Tacks 4Roll is a pro player favorite with its natural feel, classic look and elite level of durability.



### PROTECTION

The finger and back hand construction with strategic breaks improves mobility without sacrificing fit, comfort or protection. The open segmented cuff provides protection while helping to allow for maximum wrist mobility.



### NEW COMFORT PERFORMANCE PALM

The new Nash palm provides long-term durability with a soft feel for better grip on the stick.



# TACKS 4R GLOVES

GLOVES



## TACKS 4R PRO GLOVES [HGT4RP]

[NEW]

SIZES	SR	13", 14", 15"	356 8080
	JR	10", 11", 12"	356 8081

**CONSTRUCTION** PRO-SELECTED POLYESTER + P.U. SYNTHETIC LEATHER  
Maximize fit and comfort.

**FINGERS / BACKHAND** DUAL DENSITY FOAM WITH PE INSERTS  
High level of protection.

**THUMB** FLEXIBLE THUMB - SR ONLY  
Increases mobility for a better grip on the stick.

**PALM** DURABLE NASH PALM WITH REINFORCEMENT  
Durable and soft to help improve stick handling.

**CUFF** OPEN, SEGMENTED CUFF WITH PE INSERTS  
Enhances freedom of movement and protection.

### COLORS

SR: 13"-15" ALL COLORS



BKBK BKRW NVNV RDRD

### BOOKING COLORS



RYWH BKRD RYRW BKSF DGWH MAWH

## TACKS 4R GLOVES [HGT4R]

[NEW]

<b>SIZES</b>	<i>SR</i>	13", 14", 15"	356 8090
	<i>JR</i>	10", 11", 12"	356 8091
	<i>YT</i>	8", 9"	356 8092

**CONSTRUCTION** POLYESTER  
Lightweight and comfortable with a great instant fit.

**FINGERS / BACKHAND** SINGLE DENSITY FOAM  
Lightweight construction with a competitive level of protection.

**THUMB** PE REGULAR THUMB  
Protects the thumb.

**PALM** SOFT NASH PALM  
Great feel and durability.

**CUFF** OPEN, FIXED CUFF  
Enhances freedom of movement and comfort.

### COLORS




BKBK NVNV



## **PANTS - CHOOSE YOUR FIT**

**A FIT FOR ALL PLAYERS.  
EACH PANT OFFERS A DISTINCTIVE FIT**

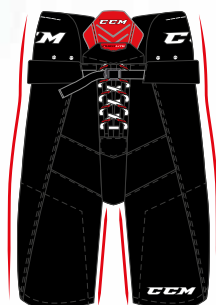
### **SUPER TACKS**



#### **ANATOMICAL FIT**

CLASSIC CCM CUT THAT  
OFFERS AN ANATOMICAL FIT

### **QUICKLITE**



#### **TAPERED FIT**

SNUG AROUND THE WAIST  
AND LOOSER AT THE THIGHS

### **TACKS GIRDLE**



#### **CUSTOM FIT**


OFFERS A CUSTOM ADJUSTMENT AND SNUG FIT  
THROUGHOUT THE WAIST AND THIGHS







# SUPER TACKS PANTS



## SUPER TACKS PANTS **[NEW]**

Designed to be a highly protective and customizable experience, the CCM Super Tacks pants combine the innovative D30® Smart Material technology with a length adjustment feature.


### HIP

JDP cap on hip joint with D30® Smart Material. For an elite level of protection.



### ADJUSTMENT

+ 1" customizable length.



### BACK PROTECTION

New adjustable HD floating spine protector with D30® Smart Material for maximum impact protection in lower back.





## SUPER TACKS [NEW] PANTS [HPSPTK]

<b>SIZES</b>	<b>SR</b>	S, M, L, XL	352 8000
	<b>JR</b>	M, L	352 8001

**CONSTRUCTION** PRO 400D NYLON WITH SIDE PANEL REINFORCEMENT  
Reduce weight and optimize durability.

**ADJUSTMENT** PADDED BELT SYSTEM WITH HIDDEN LENGTH ADJUSTING ZIPPER  
Custom fit with 1" length extension.

**HIP** JDP CAP REINFORCED WITH D30® SMART MATERIAL  
Pro level of protection dispersing the force of impact away from hip joint.

**KIDNEY** MOLDED PE PROTECTION  
Pro impact protection.

**BACK PROTECTION** NEW ADJUSTABLE HD FLOATING SPINE PROTECTOR WITH D30®  
Pro impact protection in lower back.

**TIGH GUARD** MOLDED HD AND PE FOAM WITH LEG ZIPPER  
Pro level of protection.

### COLORS



BLACK



NAVY



RED



## YOUTH SUPER TACKS [NEW] PANTS [HPSTK]

<b>SIZES</b>	<b>YT</b>	S, M, L	<b>COLOR:</b> BLACK
--------------	-----------	---------	---------------------

**CONSTRUCTION** E-FIT INTERNAL BELT ADJUSTMENT  
Allows for a snug fit and great level of comfort.

**THIGH PROTECTION** PE INSERTS  
Maximum impact protection.

**BACK PROTECTION** FLOATING SPINE PROTECTOR + D30® SMART MATERIAL PROTECTION  
Maximum impact protection in lower back.

**ATTACHMENT** EXTERNAL BELT + HIDDEN LENGTH ADJUSTING ZIPPER  
Improved fit and adjustment.



## TACKS 7092 [NEW] PANTS [HP7092]

<b>SIZES</b>	<b>SR</b>	S, M, L, XL, XXL	352 8020
	<b>JR</b>	S, M, L, XL	352 8021

**CONSTRUCTION** PRO 400D NYLON WITH SIDE PANEL REINFORCEMENT  
Reduce weight and optimize durability.

**ADJUSTMENT** PADDED BELT SYSTEM WITH HIDDEN LENGTH ADJUSTING ZIPPER  
Custom fit with 1" length extension.

**HIP** JDP CAP REINFORCED WITH D30® LITE  
High level of protection dispersing the force of impact away from hip joint.

**KIDNEY** MOLDED PE PROTECTION  
High level of impact protection.

**BACK PROTECTION** NEW ADJUSTABLE HD FLOATING SPINE PROTECTOR WITH D30® LITE  
High level of impact protection in lower back.

**TIGH GUARD** MOLDED PE  
High level of protection.

### COLORS



BLACK



NAVY



RED

### D30®

The D30® Smart Material piece located under the coccyx is engineered to provide impact protection and shock absorption.

### STRETCH BELT

Interior stretch belt provides players with a snug fit and makes it easy to slide the pants on/off.

### COLORS



BLACK



NAVY



RED



# TACKS PANTS



## TACKS 5092 [NEW] PANTS [HP5092]

<b>SIZES</b>	<b>SR</b>	S, M, L, XL	352 8030
	<b>JR</b>	S, M, L, XL	352 8031

**CONSTRUCTION** 400D LIGHTWEIGHT NYLON PANELS WITH SIDE REINFORCEMENT  
Reduce weight and optimize durability.

**ADJUSTMENT** EXTERNAL BELT SYSTEM WITH HIDDEN ADJUSTING ZIPPER  
Custom fit with 1" length extension.

**HIP** JDP CAP ON HIP JOINT  
Great level of protection dispersing the force of impact away from hip joint.

**KIDNEY** MOLDED PE KIDNEY PROTECTION  
Great level of impact protection.

**BACK PROTECTION** MOLDED SPINE PROTECTOR  
Great level of impact protection in lower back.

**THIGH GUARD** MOLDED PE AND LEG ZIPPER  
High level of protection.

### COLORS



BLACK



RED



NAVY



## TACKS 3092 [NEW] PANTS [HP3092]

<b>SIZES</b>	<b>SR</b>	S, M, L, XL	352 8040
	<b>JR</b>	S, M, L, XL	352 8041

**CONSTRUCTION** SR: 400D LIGHTWEIGHT NYLON PANELS  
JR: 210D LIGHTWEIGHT NYLON PANELS  
Streaming fit and comfort.

**HIP** JDP CAP ON HIP JOINT  
High level of protection dispersing the force of impact away from hip joint.

**KIDNEY** MOLDED PE KIDNEY PROTECTION  
Good impact protection.

**BACK PROTECTION** MOLDED SPINE PROTECTOR  
Good level of impact protection in lower back.

**THIGH GUARD** MOLDED PE  
Good level of protection.

### COLORS



BLACK



NAVY



## YOUTH TACKS 3092 [NEW] PANTS [HP3092]

352 8042

<b>SIZES</b>	<b>YT</b>	S, M, L	<b>COLOR:</b> BLACK
--------------	-----------	---------	---------------------

**THIGH PROTECTION** MOLDED PE PLASTIC CAP  
Maximum impact protection.

**BACK PROTECTION** EXTENDED SPINE PROTECTOR  
Maximum impact protection in lower back.

**HIP PROTECTION** MOLDED PE CAP  
High level of protection dispersing the force of impact away from hip joint.

**ATTACHMENT** EXTERNAL BELT  
Improved fit and adjustment.







# QUICKLITE PANTS



## QUICKLITE PANTS

The QuickLite pant offers a snug, tapered fit. With its Dry Foam technology liner, stretch lycra zone at the back of the pant and its +1" length adjustment, it offers a great, lightweight, customizable fit.

### FIT

Tapered, snug fit.



### ADJUSTMENT

+1" customizable length for customized fit.



### BACK PROTECTION

HD foam segmented spine protector helps offer additional impact protection in lower back.







## QUICKLITE VP PANTS [HPQLTVP]

### SIZES

SR*	S, M, L, XL	352 5900
JR	M, L, XL	352 5901

\*VELCRO AVAILABLE IN SR ONLY

## YOUTH QUICKLITE PANTS [HPQLT]

### SIZES

YT	S, M, L	352 5902
----	---------	----------

LINER	<b>DRYFOAM TECHNOLOGY</b> CLOSED CELL FOAM THAT ABSORBS LESS SWEAT TO KEEP THE PLAYER DRY AND THE PRODUCT LIGHTWEIGHT.	HIP	<b>PE CAP</b> HIGH LEVEL OF PROTECTION DISPERSING THE FORCE OF IMPACT AWAY FROM HIP JOINT.
CONSTRUCTION	<b>PRO 400D NYLON WITH BREATHABLE POLYESTER BACK AND SIDE PANELS REINFORCEMENT</b> REDUCE WEIGHT AND OPTIMIZE DURABILITY.	FRONT PROTECTION	<b>MOLDED PE THIGH GUARD PROTECTION</b> MAXIMUM IMPACT PROTECTION.
ADJUSTMENT	<b>HOCKEY LACE AND PADDED BELT SYSTEM WITH HIDDEN LENGTH ADJUSTING ZIPPER</b> CUSTOM FIT WITH 1" LENGTH EXTENSION.	BACK PROTECTION	<b>PE INSERT SPINE PROTECTOR</b> MAXIMUM IMPACT PROTECTION IN LOWER BACK
HIP/KIDNEY	<b>MOLDED PE CAP</b> PRO LEVEL OF PROTECTION.		
BACK PROTECTION	<b>SEGMENTED HD FOAM SPINE PROTECTOR</b> MAXIMUM IMPACT PROTECTION IN LOWER BACK.		
THIGH GUARD	<b>MOLDED HD + PE FOAM AND LEG ZIPPER</b> HIGH LEVEL OF PROTECTION AND LIGHTWEIGHT.		

### COLORS



BLACK



NAVY



RED



ROYAL

### COLORS



BLACK

# QUICKLITE PANTS



## QUICKLITE 270 PANTS [HP270]

### SIZES

SR	S, M, L, XL	352 5700
JR	S, M, L, XL	352 5701

CONSTRUCTION	PRO 400D / BREATHABLE POLYESTER REDUCE WEIGHT AND OPTIMIZE DURABILITY.
ADJUSTMENT	HOCKEY LACE AND BELT SYSTEM WITH HIDDEN LENGTH ADJUSTING ZIPPER CUSTOM FIT WITH 1" LENGTH EXTENSION.
HIP/KIDNEY	MOLDED PE CAP PRO LEVEL OF PROTECTION.
BACK PROTECTION	MOLDED PE BACK PROTECTOR MAXIMUM IMPACT PROTECTION IN LOWER BACK.
THIGH GUARD	MOLDED PE PLASTIC + PE FOAM AND LEG ZIPPER HIGH LEVEL OF PROTECTION.

### COLOR



BLACK



NAVY



RED



## QUICKLITE 250 PANTS [HP250]

### SIZES

SR	S, M, L, XL	352 5600
JR	S, M, L, XL	352 5601

CONSTRUCTION	SR: 400D LIGHTWEIGHT NYLON PANELS JR: 210D LIGHTWEIGHT NYLON PANELS REDUCE WEIGHT AND OPTIMIZE DURABILITY.
ADJUSTMENT	LACE AND BELT SYSTEM CUSTOM FIT WITH 1" LENGTH EXTENSION.
HIP/KIDNEY	MOLDED PE CAP HIGH LEVEL OF PROTECTION.
BACK PROTECTION	PE INSERTS BACK PROTECTOR MAXIMUM IMPACT PROTECTION IN LOWER BACK.
THIGH GUARD	MOLDED PE PLASTIC + PE FOAM HIGH LEVEL OF PROTECTION.

### COLOR



BLACK



NAVY



RED





## QUICKLITE 230 PANTS

[HP230]

### SIZES

SR	S, M, L, XL, XXL	352 5500
JR	S, M, L, XL	352 5501
YT	S, M, L	352 5502

**CONSTRUCTION** LIGHTWEIGHT 2000 WITH POLYESTER BACK  
REDUCE WEIGHT.

**HIP/KIDNEY** MOLDED PE CAP  
GOOD LEVEL OF PROTECTION.

**BACK PROTECTION** PE INSERTS BACK PROTECTOR  
PROTECTION IN LOWER BACK.

**THIGH GUARD** MOLDED PE + PE FOAM

### COLOR



BLACK



## WOMEN PANTS

[HPW1]

### SIZES

SR	S, M, L	352 5480 *BOOKING ONLY
----	---------	------------------------

**THIGH GUARD** PE CAP WITH LD FOAM PROTECTION  
GREAT PROTECTION.

**CONSTRUCTION** DURABLE NYLON PANELS WITH ZIPPER  
REDUCE WEIGHT AND OPTIMIZE DURABILITY.

**HIP/KIDNEY** MOLDED PE CAP  
PRO LEVEL OF PROTECTION.

**BACK PROTECTION** MOLDED HD FOAM WITH PE REINFORCED SPINE PROTECTOR  
MAXIMUM IMPACT PROTECTION IN LOWER BACK.

### COLOR



BLACK



NAVY



## GIRDLE SUPER TACKS WITH SHELL [P6SPTK]

[NEW]

**SIZES** SR S, M, L, XL 352 8200 \*BOOKING ONLY



## GIRDLE 7092 WITH SHELL [P67092]

[NEW]

**SIZES** SR S, M, L, XL 352 8210  
JR S, M, L, XL 352 8211

**CONSTRUCTION** PRO 400D NYLON WITH SIDE PANEL REINFORCEMENT  
Reduce weight and optimize durability.

**ADJUSTMENT** ADJUSTABLE THIGH GUARD (LENGTH/WIDTH)  
Custom, quick fit and pro comfort.

**HIP** JDP CAP REINFORCED WITH D30® SMART MATERIAL  
Pro level of protection dispersing the force of impact away from hip joint.

**THIGH** MOLDED HD FOAM ; LIGHT WEIGHT PROTECTION  
Pro impact protection.

**BACK PROTECTION** ADJUSTABLE D30® SPINE + HD FOAM  
Pro impact protection in lower back.

**CONSTRUCTION** PRO 400D NYLON WITH SIDE PANEL REINFORCEMENT  
Reduce weight and optimize durability.

**ADJUSTMENT** ADJUSTABLE THIGH GUARD (WIDTH)  
Custom, fit and comfort.

**HIP** JDP CAP  
High level impact protection.

**THIGH** MOLDED PE  
High level of impact protection.

**BACK PROTECTION** MOLDED PE FOAM WITH INSERT

### COLOR



BLACK



NAVY



RED



ROYAL

### COLOR



BLACK



NAVY



RED





## GIRDLE SHELL [PPTK]

[NEW]

SIZES	SR	S, M, L, XL	352 8215	
	SR VELCRO	S, M, L, XL	352 8217	*BOOKING ONLY
	JR	S, M, L, XL	352 8216	
COLORS:		BLACK, NAVY, RED, ROYAL		

## PANT SHELL [PPI5]

[NEW]

SIZES	SR	S, M, L, XL, XXL	352 8220	
	JR	S, M, L, XL	352 8221	
	GOALIE	S/M, L/XL	352 8225	
COLORS:		BLACK, NAVY, RED		

CONSTRUCTION PRO 400D + REINFORCEMENT

CONSTRUCTION PRO 400D + REINFORCEMENT

ADJUSTMENT 1" ZIPPER + ADJUSTABLE LENGTH

\* REPLACEMENT SHELL FOR BOTH PGSPTK AND PG7092

\* FITS OVER MOST HOCKEY PANTS

# SUPERTACKS PROTECTIVE



## SUPER TACKS PROTECTIVE [NEW]

Developed from the Ultra Tacks design, the new Super Tacks offers the same great fit and level of protection as its predecessor. With improvements across the line and more D30® Smart Material to enhance the level of protection, it's taking the Tacks franchise to another level.

### SHOULDER PADS

Dual Core HD foam shoulder caps and sternum with D30® Smart Material, adaptable bicep system and anti-lift construction.



### ELBOW PADS

JDP cap design with D30® reinforcements and forerarm with D30® Smart Material and new lock strap to prevent elbow slippage.



### SHIN GUARDS

JDP cap with D30® Smart Material on the knee joint and calf guard for block shot protection.



# TACKS SHOULDER PADS



POWERED BY  
**D30**  
IMPACT PROTECTION



**LITE**  
BY **D30**

## **SUPER TACKS** [NEW] **SHOULDER PADS** [SPSTK]

**SIZES** SR S, M, L, XL 358 8000  
JR M, L 358 8001

## **TACKS 7092** [NEW] **SHOULDER PADS** [SP7092]

**SIZES** SR S, M, L, XL 358 8100  
JR S, M, L 358 8101

**CONSTRUCTION** ANATOMICAL 3D FIT WITH ANTI-LIFT CONSTRUCTION  
Fit will adapt to movements preventing the shoulder pads from lifting upward.

**CAPS** DUAL CORE HD FOAM SHOULDER CAPS REINFORCED WITH D30® SMART MATERIAL  
Lightweight pro level of protection.

**TORSO** REMOVABLE BELLY & HD FOAM KIDNEY PROTECTION  
Custom comfort fit and professional level protection.

**BICEPS** ADJUSTABLE BICEP WITH REMOVABLE EXTENSION  
Custom comfort fit and professional level protection.

**STERNUM** SHAPED AND MOLDED HD FLOATING STERNUM WITH D30® SMART MATERIAL  
Pro level of protection.

**SPINE** MOLDED HD FOAM WITH HINGE SYSTEM  
Pro level of protection and comfort.

**LINER** EMBOSSED BASE LINER FOR MAXIMUM AIR FLOW  
Provides cool comfort and enhance breathability.

**CONSTRUCTION** ANATOMICAL 3D FIT WITH ANTI-LIFT CONSTRUCTION  
Fit will adapt to movements preventing the shoulder pads from lifting upward.

**CAPS** INJECTED PE SHOULDER CAPS REINFORCED WITH D30® LITE RATE SENSITIVE FOAM  
Lightweight high level of protection.

**TORSO** REMOVABLE BELLY & PE FOAM KIDNEY PROTECTION  
Provides comfort and a high level protection.

**BICEPS** ADJUSTABLE BICEPS  
Custom comfort fit and high level protection.

**STERNUM** SHAPED AND MOLDED HD FLOATING STERNUM WITH D30® LITE  
High level of protection.

**SPINE** MOLDED PE SPINE  
High level of protection and comfort.

**LINER** EMBOSSED BASE LINER FOR MAXIMUM AIR FLOW  
Provides cool comfort and enhance breathability.



## **YOUTH SUPER TACKS** [NEW] **SHOULDER PADS** [SPSTACK]

**SIZES** YT S, M, L 358 8002

**CONSTRUCTION** E-FIT STRETCH NECK CONSTRUCTION  
Elastic neck area for an easy fit.

**CAPS** PE SHOULDER CAPS  
Excellent protection.

**BICEPS** ADJUSTABLE BICEP  
Custom comfort fit and professional level protection.

**TORSO** PE SPINE, ADJUSTABLE BELLY PAD, FULL LENGTH VELCRO ADJUSTMENT, LIGHTWEIGHT FOAM LINER  
Custom comfort fit and high level protection.

**STERNUM** FLOATING STERNUM WITH D30® RATE SENSITIVE FOAM  
High level of protection.



**D30®**

The D30® Smart Material sternum plate is engineered to provide impact protection and shock absorption.

**STRETCH NECK TECHNOLOGY**

The flexible neck that allows young players to put on their shoulder pads with ease.

POWERED BY  
**D30**  
IMPACT PROTECTION



# TACKS SHOULDER PADS



## TACKS 5092 [NEW] SHOULDER PADS [SP5092]

<b>SIZES</b>	<b>SR</b>	S, M, L, XL	352 8200
	<b>JR</b>	S, M, L	352 8201



## TACKS 3092 [NEW] SHOULDER PADS [SP3092]

<b>SIZES</b>	<b>SR</b>	S, M, L, XL	352 8300
	<b>JR</b>	S, M, L	352 8301

**CONSTRUCTION** **ANATOMICAL FIT**  
Tapered fit.

**CAPS** **MOLDED FOAM COVERED INJECTED PE SHOULDER CAPS**  
Excellent protection.

**TORSO** **MOLDED FOAM ARMOR WITH REMOVABLE BELLY PROTECTION**  
Provides cool comfort and enhance breathability and great level of protection

**STERNUM/SPINE** **FLOATING AND INTEGRATED MOLDED PE WITH COVERAGE**  
Provides great level of protection

**LINER** **EMBOSSED BASE LINER FOR MAXIMUM AIR FLOW**  
Provides cool comfort and enhance breathability

**CONSTRUCTION** **ANATOMICAL FIT**  
Tapered fit.

**CAPS** **INJECTED PE SHOULDER CAPS**  
Excellent protection.

**TORSO** **LIGHTWEIGHT FOAM CONSTRUCTION**  
Provides lightweight fit and good level of protection.

**STERNUM/SPINE** **FLOATING AND INTEGRATED MOLDED PE WITH COVERAGE**  
Provides high level of protection.



## YOUTH SUPER TACKS [NEW] SHOULDER PADS [SP3092]

<b>SIZES</b>	<b>YT</b>	S, M, L	352 8302
--------------	-----------	---------	----------

**CONSTRUCTION** **E-FIT STRETCH NECK CONSTRUCTION**  
Elastic neck area for an easy fit.

**CAPS** **INJECTED PE SHOULDER CAPS**  
Excellent protection.

**TORSO** **FLOATING STERNUM AND INTEGRATED PE SPINE, LIGHTWEIGHT FOAM CONSTRUCTION, FULL LENGTH VELCRO ADJUSTMENT**  
Provides lightweight fit and good level of protection.



POWERED BY  
**D30®**  
IMPACT PROTECTION

**LITE**  
BY D30



## **SUPER TACKS** [NEW] **SHIN GUARDS** [SGSPTK]

<b>SIZES</b>	<b>SR</b>	14", 15", 16", 17"	358 8040
	<b>JR</b>	12", 13"	358 8041

## **TACKS 7092** [NEW] **SHIN GUARDS** [SG7092]

<b>SIZES</b>	<b>SR</b>	14", 15", 16", 17"	358 8140
	<b>JR</b>	11", 12", 13"	358 8141

<b>CALF</b>	<b>DUAL MOLDED ANATOMICAL EXPOSED HD FOAM</b> Extended protection with customizable fit.
<b>KNEE CAPS</b>	<b>PE CAP WITH REINFORCED D30® SMART MATERIAL</b> Lightweight, pro level of protection dispersing the force of impact away from knee joint.
<b>SHIN CAP</b>	<b>ANATOMICAL DESIGN WITH D30® BLOCK SHOT PROTECTION</b> Pro strength and support.
<b>ATTACHMENT</b>	<b>NEW REINFORCED WRAPPING LOCK STRAP</b> Comfortable and easily adjustable.
<b>LINER</b>	<b>ANATOMICAL REMOVABLE LINER WITH SEGMENTED VELCRO SHIN PADDING AND KNEE CUT-OUT</b> Custom fit and easy maintenance.

<b>CALF</b>	<b>MOLDED PE INSERT ANATOMICAL WRAP</b> Extended protection with customizable fit.
<b>KNEE CAPS</b>	<b>PE CAP WITH REINFORCED D30® LITE</b> Lightweight high level of protection dispersing the force of impact away from knee joint.
<b>SHIN CAP</b>	<b>ANATOMICAL DESIGN WITH D30® LITE "BLOCK SHOT" PROTECTION</b> High level strength and support.
<b>ATTACHMENT</b>	<b>NEW WRAPPING LOCK STRAP</b> Comfortable and easily adjustable.
<b>LINER</b>	<b>ANATOMICAL REMOVABLE LINER WITH SEGMENTED VELCRO SHIN PADDING AND KNEE CUT-OUT</b> Custom fit and easy maintenance.



## **YOUTH SUPER TACKS** [NEW] **SHIN GUARDS** [SGSPTK]

<b>SIZES</b>	<b>YT</b>	8", 9", 10"	358 8042
--------------	-----------	-------------	----------

<b>SHIN CAPS</b>	<b>ANATOMICAL MOLDED PE CAP</b> High level of protection dispersing the force of impact away from knee joint.
<b>CALF</b>	<b>EXTENDED FOAM CALF</b> Great protection and fit.
<b>ATTACHMENT</b>	<b>WRAP LOCK STRAP AND CALF STRAPPING SYSTEM WITH MAXIMUM ADJUSTMENT</b> Comfortable and easily adjustable.
<b>LINER</b>	<b>ANATOMICAL REMOVABLE LINER WITH D30® SMART MATERIAL KNEE DONUT PAD</b> Custom fit, easy maintenance and improved protection.



### **E-FIT SYSTEM**

E-fit bottom strap with an extra length of soft velcro for optimal comfort, adjustment and protection.

### **D30® / REMOVABLE LINER**

The D30® Smart Material piece located in the removable inside liner is engineered to provide impact protection and shock absorption.

POWERED BY  
**D30®**  
IMPACT PROTECTION

# TACKS SHIN GUARDS



## TACKS 5092 [NEW] SHIN GUARDS [SG5092]

SIZES	SR	14", 15", 16"	358 8240
	JR	11", 12", 13"	358 8241

CALF	<b>MOLDED ANATOMICAL P.E. CAP</b> High level of protection and fit.
KNEE CAPS	<b>MOLDED PE CAP</b> High level of protection dispersing the force of impact away from joint.
SHIN CAP	<b>ANATOMICAL DESIGN</b> Great strength and support.
ATTACHMENT	<b>NEW WRAP LOCK AND CALF STRAPPING SYSTEM</b> Comfortable and easily adjustable.
LINER	<b>ANATOMICAL REMOVABLE LINER WITH SEGMENTED SHIN PADDING</b> Custom fit and easy maintenance.



## TACKS 3092 [NEW] SHIN GUARDS [SG3092]

SIZES	SR	14", 15", 16"	358 8340
	JR	11", 12", 13"	358 8341

CALF	<b>EXTENDED FOAM CALF</b> Great protection and fit.
KNEE CAPS	<b>MOLDED PE CAP</b> High level of protection dispersing the force of impact away from knee joint.
SHIN CAP	<b>ANATOMICAL DESIGN</b> Good strength and support.
ATTACHMENT	<b>WRAP LOCK AND CALF STRAPPING SYSTEM</b> Comfortable and easily adjustable.
LINER	<b>ANATOMICAL REMOVABLE LINER</b> Custom fit and easy maintenance.



## YOUTH TACKS 3092 [NEW] SHIN GUARDS [SG3092]

SIZES	YT	8", 9", 10"	358 8342
-------	----	-------------	----------

CONSTRUCTION	<b>SYMMETRICAL DESIGN</b> No left or right, easy fit.
KNEE CAPS	<b>MOLDED PE CAP</b> High level of protection dispersing the force of impact away from knee joint.
ATTACHMENT	<b>DUAL CALF STRAP</b> Comfortable and easily adjustable.
LINER	<b>PADDED KNEE COMFORT LINER</b> Great fit and comfort.





# TACKS ELBOW PADS



POWERED BY  
**D30**<sup>®</sup>  
IMPACT PROTECTION



**LITE**  
BY **D30**

## **SUPER TACKS** [NEW] **ELBOW PADS** [EPSPTK]

**SIZES** SR S, M, L, XL 358 8020  
JR M, L 358 8021

## **TACKS 7092** [NEW] **ELBOW PADS** [EP7092]

**SIZES** SR S, M, L, XL 358 8120  
JR S, M, L 358 8121

CAP

**JDP CAP REINFORCED WITH D30<sup>®</sup> SMART MATERIAL AND MOLDED FOAM COVERAGE**  
Lightweight pro level of protection dispersing the force of impact away from the elbow joint.

CAP

**JDP CAP REINFORCED WITH D30<sup>®</sup> LITE AND MOLDED FOAM COVERAGE**  
Lightweight high level of protection dispersing the force of impact away from the elbow joint.

BICEPS

**MOLDED FOAM ARMOR BICEP WITH EXTENDED COVERAGE**  
Pro level of protection.

BICEPS

**MOLDED FOAM ARMOR BICEP WITH EXTENDED COVERAGE**  
High level of protection.

FOREARM

**MOLDED PE REINFORCED WITH D30<sup>®</sup> SMART MATERIAL**  
Pro level of protection.

FOREARM

**MOLDED PE REINFORCED WITH D30<sup>®</sup> LITE**  
High level of protection

ATTACHMENT

**NEW MIDDLE REINFORCED LOCK STRAP, ELASTIC BICEP STRAP AND WEBBING FOREARM STRAP**  
Enhanced comfort and complete locked down fit.

ATTACHMENT

**LYCRA MESH MIDDLE LOCK STRAP, ELASTIC BICEP STRAP AND WEBBING FOREARM STRAP**  
Enhanced comfort and great fit.



## **YOUTH SUPER TACKS** [NEW] **ELBOW PADS** [EPSPTK]

**SIZES** YT S, M, L 358 8022

CONSTRUCTION

**E-FIT SLEEVE**  
EASY SLIP ON FOR AN EASY FIT.

CAPS

**JDP CAP WITH D30<sup>®</sup> SMART MATERIAL**  
EXCELLENT PROTECTION.

BICEPS

**FLOATING BICEP**  
GREAT FIT AND COMFORT.

ATTACHMENT

**SINGLE STRAP ADJUSTMENT SYSTEM WITH MAXIMIZED VELCRO LANDING ZONE**  
IMPROVED FIT AND ADJUSTMENT.



**E-FIT SYSTEM**

The e-fit makes it easy for young hockey players to slip on their elbow pads.

**D30<sup>®</sup>**

The D30<sup>®</sup> Smart Material piece is engineered to provide impact protection and shock absorption.

POWERED BY  
**D30**<sup>®</sup>  
IMPACT PROTECTION

# TACKS ELBOW PADS



## TACKS 5092 [NEW] ELBOW PADS [EP5092]

<b>SIZES</b>	<b>SR</b>	S, M, L, XL	358 8220
	<b>JR</b>	S, M, L	358 8221

<b>CAP</b>	<b>JDP CAP</b> Lightweight great level of protection dispersing the force of impact away from the elbow joint.
<b>BICEPS</b>	<b>MOLDED PE INSERT WITH EXTENDED COVERAGE</b> Great level of protection.
<b>FOREARM</b>	<b>MOLDED PE ARMOR</b> Great level of protection and comfort.
<b>ATTACHMENT</b>	<b>LYCRA MESH MIDDLE LOCK STRAP, ELASTIC BICEP STRAP AND WEBBING FOREARM STRAP</b> Enhanced comfort and great fit.



## TACKS 3092 [NEW] ELBOW PADS [EP3092]

<b>SIZES</b>	<b>SR</b>	S, M, L, XL	358 8320
	<b>JR</b>	S, M, L	358 8321

<b>CAP</b>	<b>JDP CAP</b> Lightweight great level of protection dispersing the force of impact away from the elbow joint.
<b>BICEPS</b>	<b>MOLDED PE INSERTS</b> Comfortable and recreational level of protection.
<b>FOREARM</b>	<b>MOLDED PE INSERT</b> Recreational level of protection.
<b>ATTACHMENT</b>	<b>STRETCH AND WEBBING STRAP</b> Enhanced comfort and locked down fit.



## YOUTH TACKS 3092 [NEW] ELBOW PADS [EP3092]

<b>SIZES</b>	<b>YT</b>	S, M, L	358 8322
--------------	-----------	---------	----------

<b>CONSTRUCTION</b>	<b>SYMMETRICAL DESIGN</b> No left or right, easy fit.
<b>CAPS</b>	<b>NEW SYMMETRICAL PE CAP</b> Great protection.
<b>ATTACHMENT</b>	<b>DOUBLE STRAP VELCRO ADJUSTMENT WITH MAXIMIZED LANDING ZONE</b> Improved fit and adjustment.





CCM

SUPER



D30

PROTECTIVE



# QUICKLITE PROTECTIVE

## QUICKLITE PROTECTIVE

An evolution of our successful CCM RBZ protective line, the QuickLite line was designed to keep the same fit and amazing lightweight feel of the RBZ family while taking it to the next level. This line introduces Ventshield technology for improved breathability. Design improvements have been added to the line such as a new shell for shin guards, fit in the glove and pants and a new elbow construction.

## VENTSHIELD TECHNOLOGY

The Ventshield technology is an engineered plastic that allows for improved breathability and optimized weight.



## DRYFOAM TECHNOLOGY

DryFoam technology is a closed cell foam that absorbs less sweat allowing the product to remain lightweight and comfortable throughout the game.



# QUICKLITE SHOULDER PADS



## QUICKLITE SHOULDER PADS

[SPQLT]

### SIZES

SR	S, M, L, XL	358 7900
JR	M, L	358 7901

### CONSTRUCTION

**MOLDED DRYFOAM TECHNOLOGY**  
CLOSED CELL FOAM THAT ABSORBS LESS SWEAT TO KEEP THE PLAYER DRY AND THE PRODUCT LIGHTWEIGHT.

### CAPS

**UFOAM CONSTRUCTION (EPP/EVA COVERAGE)**  
LIGHTWEIGHT PRO LEVEL PROTECTION.

### TORSO

**PREMIER ZOTEFOAM® BASE WITH VENTSHIELD TECHNOLOGY**  
IMPROVED BREATHABILITY AND LIGHTWEIGHT FEEL.

### BICEPS

**HIGH DENSITY FOAM WITH ADJUSTABLE BICEPS**  
CUSTOM COMFORT FIT AND PROFESSIONAL LEVEL PROTECTION.

### STERNUM

**ANATOMICAL MOLDED PE WITH NECK COMFORT PAD**  
ADAPTABLE FIT AND PROFESSIONAL LEVEL OF PROTECTION.

### CLAVICLE

**ADDITIONAL HIGH DENSITY FOAM CLAVICLE COVERAGE**  
PRO LEVEL PROTECTION IN KEY IMPACT AREA.

## QUICKLITE 290 SHOULDER PADS

[SP290]

### SIZES

SR	S, M, L, XL	358 7800
JR	S, M, L	358 7801

### CONSTRUCTION

**MOLDED DRYFOAM TECHNOLOGY**  
CLOSED CELL FOAM THAT ABSORBS LESS SWEAT TO KEEP THE PLAYER DRY AND THE PRODUCT LIGHTWEIGHT.

### CAPS

**MOLDED LOW PROFILE PE CAP WITH EVA COVERAGE**  
LIGHTWEIGHT AND HIGH LEVEL OF PROTECTION.

### TORSO

**MOLDED EVA BASE, VENTSHIELD TECHNOLOGY**  
IMPROVED BREATHABILITY AND LIGHTWEIGHT FEEL.

### BICEPS

**PE CAP WITH ADJUSTABLE BICEPS**  
CUSTOM COMFORT FIT AND PROFESSIONAL LEVEL PROTECTION.

### STERNUM

**ANATOMICAL MOLDED PE WITH NECK COMFORT PAD**  
ADAPTABLE FIT AND PROFESSIONAL LEVEL OF PROTECTION.

### CLAVICLE

**ADDITIONAL MOLDED PE REINFORCED CLAVICLE COVERAGE**  
ELITE LEVEL PROTECTION IN KEY IMPACT AREA.

## YOUTH QUICKLITE SHOULDER PADS

[SPQLT]

### SIZES

YT	M, L	358 7902
----	------	----------

### CAPS

**MOLDED PE CAPS**  
GREAT PROTECTION.

### BICEPS

**MOLDED PE CAPS**  
GREAT PROTECTION.

### STERNUM

**INTEGRATED MOLDED CHEST**  
GREAT PROTECTION.



# QUICKLITE SHOULDER PADS



## QUICKLITE 270 SHOULDER PADS [SP270]

### SIZES

SR	S, M, L, XL	358 7700
JR	S, M, L	358 7701



## QUICKLITE 250 SHOULDER PADS [SP250]

### SIZES

SR	S, M, L, XL	358 7600
JR	S, M, L	358 7601

### CONSTRUCTION

**MOLDED DRYFOAM TECHNOLOGY**  
CLOSED CELL FOAM THAT ABSORBS LESS SWEAT TO KEEP THE PLAYER DRY AND THE PRODUCT LIGHTWEIGHT.

### CAPS

**MOLDED LOW PROFILE PE CAP**  
LIGHTWEIGHT AND HIGH LEVEL OF PROTECTION.

### TORSO

**EVA MOLDED VENTED FRONT AND BACK BASE**  
IMPROVED BREATHABILITY AND LIGHTWEIGHT FEEL.

### BICEP

**ADJUSTABLE MOLDED PE CAP**  
CUSTOMIZABLE ELITE PROTECTION.

### STERNUM

**PE ANATOMICAL MOLDED PE WITH NECK COMFORT**  
MAXIMUM PROTECTION.

### CONSTRUCTION

**FRONT BASE WITH DRYFOAM TECHNOLOGY**  
IMPROVED BREATHABILITY.

### CAPS

**PE MOLDED CAPS**  
LIGHTWEIGHT AND PROTECTION.

### TORSO

**EVA VENTED FRONT BASE**  
IMPROVED BREATHABILITY.

### BICEP

**MOLDED PE CAP**  
GREAT PROTECTION.

### STERNUM

**PE INTEGRATED MOLDED CHEST**  
MAXIMUM PROTECTION.



# QUICKLITE SHOULDER PADS



## QUICKLITE 230 SHOULDER PADS [SP230]

### SIZES

SR	S, M, L, XL	358 7500
JR	S, M, L	358 7501

## WOMEN SHOULDER PADS [SPW1]

### SIZES

SR	XS, S, M, L	358 7480
----	-------------	----------

**CONSTRUCTION** PE FOAM  
LIGHTWEIGHT FEEL.

**CAPS** PE CAPS  
LIGHTWEIGHT AND PROTECTION.

**TORSO** LAMINATED FRONT & BACK BASE WITH INTEGRATED STERNUM  
GREAT LEVEL OF PROTECTION.

**BICEP** PE INSERT  
GREAT PROTECTION.

**CAPS** LOW PROFILE MOLDED CAP  
LIGHTWEIGHT AND HIGH LEVEL OF PROTECTION.

**CLAVICLE** MOLDED REINFORCED PROTECTION  
IMPROVED PROTECTION IN KEY IMPACT AREAS.

**CHEST/BODY** WOMEN'S SPECIFIC MOLDED DESIGN  
TAILORED WOMEN'S PROTECTION.

**BACK** SEGMENTED SPINAL PROTECTION WITH PE REINFORCEMENTS  
IMPACT PROTECTION WITH IMPROVED RANGE OF MOTION.

**BICEP** MOLDED BICEP WITH STRETCH MESH  
LOW PROFILE ELITE PROTECTION WITHOUT HINDERING MOBILITY.

## YOUTH QUICKLITE 230 SHOULDER PADS [SP230]

### SIZES

YT	S, M, L	358 7502
----	---------	----------

**CAPS** PE MOLDED CAPS  
LIGHTWEIGHT AND HIGH LEVEL OF PROTECTION.

**TORSO** PE FOAM  
IMPROVED BREATHABILITY AND LIGHTWEIGHT FEEL.

**STERNUM** PE ANATOMICAL MOLDED CHEST  
MAXIMUM PROTECTION.



# QUICKLITE SHIN GUARDS



## QUICKLITE SHIN GUARD

[SGQLT]

### SIZES

SR	14", 15", 16", 17"	358 7940
JR	12", 13"	358 7941



## QUICKLITE 290 SHIN GUARD

[SG290]

### SIZES

SR	14", 15", 16"	358 7840
JR	12", 13"	358 7841

**CONSTRUCTION** NEW LIGHTWEIGHT SHELL DESIGN AND HINGE SYSTEM  
IMPROVED MOBILITY AND PROTECTION.

**CALF** VENTSHIELD AND HD FOAM CALF PROTECTOR  
PROVIDES BREATHABILITY AND PROTECTION WITH SNUG FIT.

**CAPS** ANATOMICAL SHIN CAPS WITH VENTED KNEE CAP  
LIGHTWEIGHT PRO LEVEL PROTECTION.

**THIGH** MOLDED ZOTEFOAM®  
PRO LEVEL PROTECTION.

**ATTACHMENT** WRAPPING LOCK STRAP WITH STRETCHABLE COMFORT CUSHION  
AND WIDE ELASTIC CALF STRAP  
COMFORTABLE AND EASILY ADJUSTABLE.

**LINER** DRY FOAM TECHNOLOGY REMOVABLE LINER  
CUSTOM FIT AND EASY MAINTENANCE.

**SHIN CONTOURING** MOLDED FOAM SUPER LIGHT BASE LINER  
MAXIMUM STRENGTH AND SUPPORT.

**CONSTRUCTION** NEW LIGHTWEIGHT SHELL DESIGN AND HINGE SYSTEM  
IMPROVED MOBILITY AND PROTECTION.

**CALF** VENTSHIELD AND PE FOAM CALF PROTECTOR  
WITH PLASTIC REINFORCEMENT  
PROVIDES MORE BREATHABILITY AND EXTENDED PROTECTION WITH  
SNUG FIT.

**CAPS** ANATOMICAL SHIN CAPS WITH VENTED KNEE CAP  
LIGHTWEIGHT PRO LEVEL PROTECTION.

**THIGH** MOLDED PE FOAM  
PRO LEVEL PROTECTION.

**ATTACHMENT** WRAPPING LOCK STRAP WITH STRETCHABLE COMFORT CUSHION  
AND WIDE ELASTIC CALF STRAP  
COMFORTABLE AND EASILY ADJUSTABLE.

**LINER** DRY FOAM TECHNOLOGY REMOVABLE LINER  
CUSTOM FIT AND EASY MAINTENANCE.

**SHIN CONTOURING** MOLDED FOAM SUPER LIGHT BASE LINER  
MAXIMUM STRENGTH AND SUPPORT.

## YOUTH QUICKLITE SHIN GUARDS

[SGQLT]

### SIZES

YT	8", 9", 10"	358 7942
----	-------------	----------

**CONSTRUCTION** VENTED PUCK DEFLECTION DESIGN  
NEW HINGE SYSTEM FOR IMPROVED MOBILITY AND PROTECTION.

**KNEE CAPS** PE CAP  
HIGH LEVEL OF PROTECTION

**ATTACHMENT** NYLON AND ELASTIC WRAPPING LOCK STRAP  
COMFORTABLE AND EASILY ADJUSTABLE.

**LINER** PU FOAM REMOVABLE LINER  
CUSTOM FIT AND EASY MAINTENANCE



# QUICKLITE SHIN GUARDS



## QUICKLITE 270 SHIN GUARD [SG270]

### SIZES

SR	14", 15", 16", 17"	358 7740
JR	11", 12", 13"	358 7741

## QUICKLITE 250 SHIN GUARD [SG250]

### SIZES

SR	14", 15", 16"	358 7640
JR	11", 12", 13"	358 7641

## QUICKLITE 230 SHIN GUARD [SG230]

### SIZES

SR	14", 15", 16"	358 7540
JR	11", 12", 13"	358 7541

CONSTRUCTION	NEW LIGHTWEIGHT SHELL DESIGN AND HINGE SYSTEM NEW HINGE SYSTEM FOR IMPROVED MOBILITY AND PROTECTION.
CALF	MOLDED PE CAPS WITH EVA COVERAGE EXTENDED PROTECTION WITH SNUG FIT.
CAPS	PE CAP HIGH LEVEL OF PROTECTION.
THIGH	MOLDED HD FOAM THIGH GUARD PRO LEVEL PROTECTION.
ATTACHMENT	WRAPPING LOCK STRAP WITH STRETCHABLE COMFORT CUSHION AND WIDE ELASTIC CALF STRAP COMFORTABLE AND EASILY ADJUSTABLE.
LINER	DRY FOAM TECH REMOVABLE LINER CUSTOM FIT AND EASY MAINTENANCE.
SHIN CONTOURING	MOLDED FOAM SUPER LIGHT BASE LINER MAXIMUM STRENGTH AND SUPPORT.

CONSTRUCTION	NEW LIGHTWEIGHT SHELL DESIGN AND HINGE SYSTEM NEW HINGE SYSTEM FOR IMPROVED MOBILITY AND PROTECTION.
CALF	EXTENDED FOAM EXTRA LAYER PROTECTION.
CAPS	PE CAP HIGH LEVEL OF PROTECTION.
ATTACHMENT	NYLON AND ELASTIC WRAPPING LOCK STRAP COMFORTABLE AND EASILY ADJUSTABLE.
LINER	PU FOAM REMOVABLE LINER CUSTOM FIT AND EASY MAINTENANCE.

CONSTRUCTION	NEW LIGHTWEIGHT SHELL DESIGN AND HINGE SYSTEM NEW HINGE SYSTEM FOR IMPROVED MOBILITY AND PROTECTION.
CALF	PE FOAM WITH LAMINATED FABRICS PROTECTION.
CAPS	PE CAP HIGH LEVEL OF PROTECTION.
ATTACHMENT	NYLON AND ELASTIC WRAPPING LOCK STRAP COMFORTABLE AND EASILY ADJUSTABLE.
LINER	PU FOAM TECH REMOVABLE LINER CUSTOM FIT AND EASY MAINTENANCE.



## YOUTH QUICKLITE 230 SHIN GUARDS [SG230]

### SIZES

YT	8", 9", 10"	358 7542
----	-------------	----------

CONSTRUCTION	NEW LIGHTWEIGHT SHELL DESIGN NEW HINGE SYSTEM FOR IMPROVED MOBILITY AND PROTECTION.
KNEE CAPS	PE CAP HIGH LEVEL OF PROTECTION
ATTACHMENT	NYLON AND ELASTIC WRAPPING LOCK STRAP COMFORTABLE AND EASILY ADJUSTABLE.
LINER	PU FOAM REMOVABLE LINER CUSTOM FIT AND EASY MAINTENANCE



# QUICKLITE ELBOW PADS



## QUICKLITE ELBOW PADS [EPQLT]

### SIZES

SR	S, M, L, XL	358 7920
JR	M, L	358 7921



## QUICKLITE 290 ELBOW PADS [EP290]

### SIZES

SR	S, M, L	358 7820
JR	M, L	358 7821

CONSTRUCTION	3 PIECE DESIGN WITH DRY FOAM TECHNOLOGY IMPROVED MOBILITY AND COMFORT.
ELBOW CAP	NEW PE CAP WITH IMPROVED DOME SHAPE INSPIRED BY JDP CONSTRUCTION REDIRECTS THE IMPACT AROUND THE JOINT.
BICEP	MOLDED HD / ZOTEFOAM® PROTECTION WITH VENTSHIELD PROVIDES MORE BREATHABILITY TO KEEP THE PLAYER DRY.
FOREARM	MOLDED HD / ZOTEFOAM® WITH EXTENDED COVERAGE PROFESSIONAL LEVEL OF PROTECTION.
ATTACHMENT	3 STRAP SYSTEM (LYCRA / LOCK STRAP / ELASTIC) ENHANCED COMFORT AND FULLY CUSTOMIZABLE FIT.

CONSTRUCTION	3 PIECE DESIGN WITH DRY FOAM TECHNOLOGY IMPROVED MOBILITY AND COMFORT.
ELBOW CAP	NEW PE CAP WITH IMPROVED DOME SHAPE INSPIRED BY JDP CONSTRUCTION REDIRECTS THE IMPACT AROUND THE JOINT.
BICEP	MOLDED PE CAP WITH VENTSHIELD PROVIDES MORE BREATHABILITY TO KEEP THE PLAYER DRY.
FOREARM	MOLDED PE WITH EXTENDED COVERAGE PROFESSIONAL LEVEL OF PROTECTION.
ATTACHMENT	3 STRAP SYSTEM (LYCRA / LOCK STRAP / ELASTIC) ENHANCED COMFORT AND FULLY CUSTOMIZABLE FIT.

## YOUTH QUICKLITE ELBOW PADS [EPQLT]

### SIZES

YT	S, M, L	358 7922
----	---------	----------

CONSTRUCTION	2 PIECE DESIGN OFFERS MOBILITY AND COMFORT.
FOREARM	PE CAP PROVIDES MORE BREATHABILITY TO KEEP THE PLAYER DRY.
ELBOW CAP	NEW PE CAP WITH IMPROVED DOME SHAPE INSPIRED BY JDP CONSTRUCTION MAXIMUM PROTECTION.
BICEP	FLOATING BICEP MAXIMUM LEVEL OF PROTECTION.
ATTACHMENT	2 STRAP SYSTEM ATTACHMENT COMFORT AND FULLY CUSTOMIZABLE FIT.



# QUICKLITE ELBOW PADS

PROTECTIVE



## QUICKLITE 270 ELBOW PADS [EP270]

SIZES		
SR	S, M, L, XL	358 7720
JR	M, L	358 7721



## QUICKLITE 250 ELBOW PADS [EP250]

SIZES		
SR	S, M, L	358 7620
JR	M, L	358 7621



## QUICKLITE 230 ELBOW PADS [EP230]

SIZES		
SR	S, M, L	358 7520
JR	M, L	358 7521

**CONSTRUCTION** 3 PIECE DESIGN WITH DRY FOAM TECHNOLOGY  
IMPROVED MOBILITY AND COMFORT.

**ELBOW CAP** NEW PE CAP WITH IMPROVED DOME SHAPE  
INSPIRED BY JDP CONSTRUCTION  
REDIRECTS THE IMPACT AROUND THE JOINT.

**BICEP** MOLDED EVA WITH INTEGRATED VENTS  
GREAT LEVEL OF PROTECTION.

**FOREARM** MOLDED PE CAP  
HIGH LEVEL OF PROTECTION.

**ATTACHMENT** 3 STRAP SYSTEM ATTACHMENT  
(ELASTIC AND LOCK STRAP)  
COMFORT AND FULLY CUSTOMIZABLE FIT.

**CONSTRUCTION** 2 PIECE DESIGN  
OFFERS MOBILITY AND COMFORT.

**ELBOW CAP** MOLDED PE CAPS WITH JDP DESIGN  
MAXIMUM PROTECTION.

**BICEP** FLOATING BICEP  
MAXIMUM LEVEL OF PROTECTION.

**FOREARM** MOLDED PE CAP  
HIGH LEVEL OF PROTECTION.

**ATTACHMENT** 3 STRAP SYSTEM ATTACHMENT  
COMFORT AND FULLY CUSTOMIZABLE FIT.

**CONSTRUCTION** 1 PIECE DESIGN  
OFFERS MOBILITY AND COMFORT.

**ELBOW CAP** NEW PE CAP WITH IMPROVED DOME SHAPE  
INSPIRED BY JDP CONSTRUCTION  
MAXIMUM PROTECTION.

**BICEP** LIGHTWEIGHT FOAM PROTECTION  
MAXIMUM LEVEL OF PROTECTION.

**FOREARM** PE INSERT  
GOOD LEVEL OF PROTECTION.

**ATTACHMENT** 2 STRAP SYSTEM ATTACHMENT  
COMFORT AND CUSTOMIZABLE FIT.



## YOUTH QUICKLITE 230 ELBOW PADS [EP230]

SIZES		
YT	S, M, L	358 7522

**CONSTRUCTION** 1 PIECE DESIGN  
OFFERS MOBILITY AND COMFORT.

**CAPS** SOFT CAP WITH PE INSERT  
MAXIMUM PROTECTION.

**ATTACHMENT** 2 STRAP SYSTEM ATTACHMENT  
COMFORT AND FULLY CUSTOMIZABLE FIT.

# CCM ENTRY KIT



## CCM ENTRY KIT

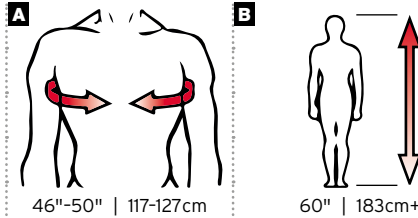
**SIZES** YTH M, L, XL 358 5050

**KIT INCLUDES** Shoulder pads, elbow pads, gloves, pant, shinguards and one equipment bag





## SHOULDER PADS

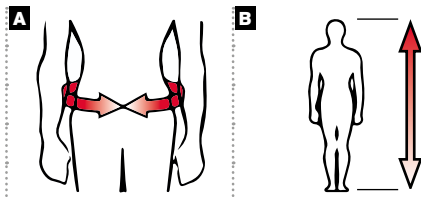


SR	X-LARGE	46"-50"   117-127cm	60"   183cm+
	LARGE	42"-46"   107-117cm	5'8"-6'4"   172-193cm
	MEDIUM	38"-42"   97-107	5'4"-6'0"   162-183cm
	SMALL	34"-38"   86-96cm	5'0"-5'8"   152-172cm
JR	LARGE	32"-36"   81-91,5cm	4'8"-5'4"   142-162cm
	MEDIUM	28"-32"   71-81cm	4'4"-5'0"   132-152cm
	SMALL	24"-28"   61-71cm	4'0"-4'8"   122-142cm
YT	LARGE	24"-28"   61-71cm	4'0"-4'8"   122-142cm
	MEDIUM	22"-26"   56-66cm	3'8"-4'4"   112-132cm
	SMALL	18"-22"   46-56cm	3'4"-4'0"   102-122cm

## ELBOW PADS

SR	X-LARGE	6'2"+   188cm+
	LARGE	5'8"-6'4"   172-193cm
	MEDIUM	5'4"-6'0"   162-183cm
	SMALL	5'0"-5'8"   152-172cm
JR	LARGE	4'8"-5'4"   142-162cm
	MEDIUM	4'4"-5'0"   132-152cm
	SMALL	4'0"-4'8"   122-142cm
YT	LARGE	4'0"-4'8"   122-142cm
	MEDIUM	3'8"-4'4"   112-132cm
	SMALL	3'4"-4'0"   102-122cm

## HOCKEY PANTS



	SIZE	AGE		
SR	XX-LARGE	ADULT	42"+   106cm+	6'0"+   188cm+
	X-LARGE	ADULT	38"-42"   96-106cm	6'0"+   183cm+
	LARGE	ADULT	34"-38"   86-96cm	5'10"-6'2"   178-188cm
	MEDIUM	ADULT	32"-36"   81-91cm	5'7"-5'10"   170-178cm
	SMALL	15-ADULT	28"-32"   71-81cm	5'4"-5'7"   162-170cm
INT	X-LARGE	13-15	27"-29"   69-74cm	5'4"-5'7"   162-170cm
JR	LARGE	13-15	26"-28"   66-71cm	5'2"-5'6"   158-168cm
	MEDIUM	11-13	24"-27"   61-66cm	4'8"-5'2"   142-158cm
	SMALL	9-11	23"-25"   58-63cm	4'4"-4'8"   132-142cm
YT	LARGE	7-9	22"-24"   56-61cm	4'0"-4'4"   122-132cm
	MEDIUM	4-7	21"-23"   53-58cm	3'7"-4'0"   110-122cm
	SMALL	4-7	20"-22"   51-56cm	3'4"-3'7"   102-110cm

## SHIN GUARDS

SR	16"	41cm	6'0"-6'4"   183-193cm
	15"	38cm	5'8"-6'0"   172-183cm
	14"	36cm	5'4"-5'8"   162-172cm
JR	13"	33cm	5'0"-5'4"   152-162cm
	12"	30cm	4'8"-5'0"   142-152cm
	11"	28cm	4'4"-4'8"   122-142cm
YT	10"	25cm	4'0"-4'4"   122-132cm
	9"	23cm	3'8"-4'0"   112-122cm
	8"	20cm	3'4"-3'8"   102-112cm

# REFEREE JERSEY & ACCESSORIES



## REFEREE JERSEY 150 W/ SNAPS [150]

**SIZES** SR 44, 46, 48, 50, 52, 54, 56 352 5480

**BODY** MID WEIGHT SUPRAFIL®

**LOGO** CCM TRANSFER LOGO ON BACK HEM

**CONTENT** 100% POLYESTER DOUBLE KNIT

**OTHER** ½ ZIP PULL OVER; SNAPS FOR ARMBANDS



## ARMBAND SET [152PCK]

**SIZES** SR S, L (PACK OF 2) 352 5480

**CONTENT** 100% POLYESTER - DK-150

**OTHER** SNAP-ON

SMALL: 9" REFEREE ARMBAND FOR XS-L JERSEYS  
LARGE: 10" REFEREE ARMBAND FOR XL-XXL & PRO 44-56 JERSEYS

# REFEREE PROTECTIVE, PANT & BAG



## REFEREE SHIN GUARD 100 [SG100]

**SIZES** SR: 14", 15", 16" 358 4162

<b>PROTECTION</b>	<b>SUSPENSION SYSTEM</b> Increases impact resistance.
<b>ADJUSTMENT</b>	<b>3-STRAP SYSTEM</b> Allows a customized comfort fit.
<b>CALF</b>	<b>WRAPAROUND PADDING</b> Increases protection behind the leg.



## REFEREE ELBOW PAD 100 [EP100]

**SIZES** SR: M, L 358 4442

<b>PROTECTION</b>	<b>MOLDED CAP</b> Added protection at elbow tips.
<b>ADJUSTMENT</b>	<b>CROSSOVER 3-STRAP ELASTIC SYSTEM</b> Assures a proper fit.
<b>BICEP</b>	<b>PE MOLDED COMPONENTS</b> Provides extra protection.



## REFEREE PANT [PP8L]

**SIZES** SR: S, M, L, XL 359 0012

<b>EXTERIOR</b>	<b>WOVEN POLYESTER</b> Provides comfort and breathability.
<b>BELT</b>	<b>SINGLE BELT CLOSURE SYSTEM</b> Adjustable for custom fit.



## OFFICIALS' BAG [EBOFFWH]

**SIZES** SR: 30" L X 16" H X 14" W (VOLUME: 6,720 INCH3) 362 4375

<b>FABRIC</b>	<b>600D RIPSTOP POLYESTER CONSTRUCTION</b> Provides lightweight and durability against wear.
<b>WHEELS</b>	<b>ALL-TERRAIN WHEELS</b> Ease of mobility on all surfaces.
<b>INTERIOR</b>	<b>2 MAIN COMPARTMENTS WITH REMOVABLE DIVIDER</b> Keeps gear organized.
<b>HANDLE</b>	<b>REINFORCED RETRACTABLE HANDLE</b> Stows away when not in use.
<b>ZIPPERS</b>	<b>#10 INTERLOCKING ZIPPER PULLERS</b> Built to last.
<b>ACCESSORY</b>	<b>REFEREE ID POCKET</b>











# EXTREME FLEX III GEAR



## EXTREME FLEX III PADS **[NEW]**

Re-engineered with our pro goalie feedback, the Extreme Flex III is now the lightest goal pad since the inception of the Extreme Flex pads. They provide explosive power pushes and game changing stability.

### SPEED SKIN TECHNOLOGY

Quick gliding and explosive power pushes.



### OWD CORE SYSTEM

Optimized Weight Distribution provides great speed in the crease.



### QK5 STRAPPING SYSTEM

Exceptional 5-Hole closure.





# EXTREME FLEX III GEAR

## EXTREME FLEX III CATCH GLOVE **[NEW]**

Top corner coverage with double tee design to follow the puck into the pocket.



### NEW DOUBLE T POCKET

Increased visibility in the pocket.



### D30® TECHNOLOGY

Increased protection and shock absorption.

POWERED BY  
**D30**®  
IMPACT PROTECTION



### NEW ONE PIECE CUFF DESIGN

More coverage top corner.



### SHALLOW FINGER PROTECTOR

Greater comfort and protection.



### D30® TECHNOLOGY

Increased protection and shock absorption.

POWERED BY  
**D30**®  
IMPACT PROTECTION



### ADJUSTABLE CUFF

More mobility for rebound control and stick handling.



## EXTREME FLEX III BLOCKER **[NEW]**

Proven performance with every blocked shot, the new Extreme Flex III blocker provides another level protection on your first finger with D30® Smart Material technology and a redesigned first finger protector.



# EXTREME FLEX III PADS



\* CUSTOM COLOR SHOWN AND MANY OTHER COLORS AVAILABLE

## EXTREME FLEX III [NEW] PRO GOAL PADS [GPEFX3]

**SIZES** SR 33+2, 34+2, 34+2, 35+3 365 1800  
INT CUST ONLY

## EXTREME FLEX [NEW] E3.9 GOAL PADS [GPE3.9]

**SIZES** SR 33+1, 34+1, 34+2, 34+3 365 1810  
INT 29+1, 31+1, 32+1 365 1820

## EXTREME FLEX [NEW] E3.5 GOAL PADS [GPE3.5]

**SIZES** JR 24+1, 26+1, 28+1, 30+1 365 1830  
YT 20", 22" (WWW, CHIC, BBBS, TOR ONLY) 365 1840

OUTER FLEX	<b>SINGLE BREAK</b> Maximize flexibility.	OUTER FLEX	<b>SINGLE BREAK</b> Maximize flexibility.	OUTER FLEX	<b>SINGLE BREAK</b> Maximize flexibility.
INNER FLEX	<b>PRE-CURVED SINGLE BREAK CORE</b> Closes the 5 hole.	INNER FLEX	<b>PRE-CURVED SINGLE BREAK CORE</b> Closes the 5 hole.	INNER FLEX	<b>PRE-CURVED SINGLE BREAK CORE</b> Closes the 5 hole.
BOOT FLEX	<b>90 DEGREE WITH TORSIONAL FLEX</b> Power Push.	BOOT FLEX	<b>90 DEGREE WITH TORSIONAL FLEX</b> Power Push.	BOOT FLEX	<b>90 DEGREE WITH TORSIONAL FLEX</b> Power Push.
BOOT CHANNEL	<b>DEEP ULTRA SOFT</b> Freedom of movement.	BOOT CHANNEL	<b>DEEP ULTRA SOFT</b> Freedom of movement.	BOOT CHANNEL	<b>DEEP ULTRA SOFT</b> Freedom of movement.
LEG CHANNEL/ CALF STRAP OPTION	<b>TIGHT FIT 1 CALF STRAP</b> Lightweight with closer feel to the leg for better control.	LEG CHANNEL/ CALF STRAP OPTION	<b>TIGHT FIT 1 CALF STRAP</b> Lightweight with closer feel to the leg for better control.	LEG CHANNEL/ CALF STRAP OPTION	<b>TIGHT FIT 1 CALF STRAP</b> Lightweight with closer feel to the leg for better control.
KNEE STRAP SYSTEM	<b>SINGLE ADJUSTABLE KNEE OR BELOW KNEE</b> Customize fit.	KNEE STRAP SYSTEM	<b>SINGLE ADJUSTABLE KNEE OR BELOW KNEE</b> Customize fit.	KNEE STRAP SYSTEM	<b>SINGLE ADJUSTABLE KNEE OR BELOW KNEE (SR ONLY)</b> <b>BELOW KNEE FIXED SINGLE (JR/YT ONLY)</b> Customize fit.
KNEE CRADLE	<b>RECESSED FOAM WITH REMOVABLE KNEE CRADLE WRAP</b> Deeper knee cradle help closing the 5 hole.	KNEE CRADLE	<b>RECESSED FOAM WITH REMOVABLE KNEE CRADLE WRAP</b> Deeper knee cradle help closing the 5 hole.	KNEE CRADLE	<b>RECESSED FOAM WITH REMOVABLE KNEE CRADLE WRAP (SR ONLY)</b> <b>SOFT FOAM NO OUTER KNEE WRAP (JR/YT ONLY)</b> Deeper knee cradle help closing the 5 hole.
CORE	<b>NEW LIGHTWEIGHT / THIN MOLDED FOAM CORE</b> Offers the greatest weight balance for quicker transition into butterfly.	CORE	<b>NEW LIGHTWEIGHT / THIN MOLDED FOAM CORE</b> Offers the greatest weight balance for quicker transition into butterfly.	CORE	<b>NEW LIGHTWEIGHT / THIN MOLDED FOAM CORE</b> Offers the greatest weight balance for quicker transition into butterfly.
KNEE RAISER	<b>3D INJECTION MOLDED EPP FOAM</b> Seals pad to the ice.	KNEE RAISER	<b>PE FOAM</b> Seals pad to the ice.	KNEE RAISER	<b>PE FOAM</b> Seals pad to the ice.
THIGH PROTECTOR	N/A	THIGH PROTECTOR	<b>LEGAL THIGH AND KNEE PROTECTOR</b> Protects thigh and knee.	THIGH PROTECTOR	<b>LEGAL THIGH PROTECTOR</b> Protects top of the knee.

\*\*\*\*THESE ARE THE STOCK SPECS, SR PRO CAN ALSO BE ORDERED WITH CUSTOM SPECIFICATIONS.

STOCK  
COLOR




WWW  
(SR ONLY)

STOCK COLOR



WWW

BOOKING COLORS [GPE3.9CC]

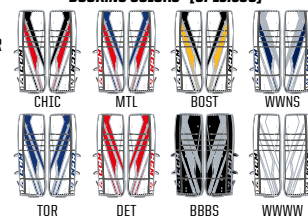


BOOKING COLORS [GPE3.5CC]

STOCK COLOR



WWWB





# EXTREME FLEX III CATCHER



\* CUSTOM COLOR SHOWN AND MANY OTHER COLORS AVAILABLE

## EXTREME FLEX III <sup>[NEW]</sup> PRO CATCH GLOVE [GMEFX3]

**SIZES** SR REGULAR, FULL RIGHT 365 1804  
INT REGULAR, FULL RIGHT (CUSTOM ONLY)

CUFF / THUMB	<b>ONE PIECE</b> Maximize Coverage.
BREAK ANGLE	<b>600</b> Middle of hand closure.
PALM STIFFNESS	<b>GAME READY FIT WITH ADDED D30® PROTECTION</b> Easy break-in with great protection.
WRIST STRAP	<b>WEBBING STRAP</b> Quick easy adjustment.
POCKET	<b>NEW DOUBLE STRAIGHT TEE</b> Helps track the puck.
FINGER GUARD	<b>RAISED FOAM FINGER PADDING</b> Great Protection.
CUFF/THUMB COMPOSITION	<b>INJECTION MOLDED PE AND PE FOAM</b> Impact absorption.
THUMB RADIUS	<b>CURVED</b> Deflect puck into the pocket.
FINGER STALLS	<b>SUREGRIP</b> Quicker Release.

## EXTREME FLEX <sup>[NEW]</sup> E3.9 CATCH GLOVE [GME3.9]

**SIZES** SR REGULAR, FULL RIGHT 365 1814  
INT REGULAR, FULL RIGHT 365 1824

CUFF / THUMB	<b>ONE PIECE</b> Maximize Coverage.
BREAK ANGLE	<b>600</b> Middle of hand closure.
PALM STIFFNESS	<b>GAME READY FIT</b> Easy break-in.
WRIST STRAP	<b>WEBBING STRAP</b> Quick easy adjustment.
POCKET	<b>NEW DOUBLE STRAIGHT TEE</b> Helps track the puck.
FINGER GUARD	<b>RAISED FOAM FINGER PADDING</b> Great Protection.
CUFF/THUMB COMPOSITION	<b>INJECTION MOLDED PE AND PE FOAM</b> Impact absorption.
THUMB RADIUS	<b>CURVED</b> Deflect puck into the pocket.
FINGER STALLS	<b>NASH</b> Quicker Release.

## EXTREME FLEX <sup>[NEW]</sup> E3.5 CATCH GLOVE [GME3.5]

**SIZES** JR REGULAR, FULL RIGHT 365 1834  
YT REGULAR, FULL RIGHT (CHIC, TOR, BBBS, WWWW) 365 1844

CUFF / THUMB	<b>ONE PIECE</b> Maximize Coverage.
BREAK ANGLE	<b>600</b> Middle of hand closure.
PALM STIFFNESS	<b>GAME READY FIT</b> Easy break-in.
WRIST STRAP	<b>WEBBING STRAP</b> Quick easy adjustment.
POCKET	<b>NEW DOUBLE STRAIGHT TEE</b> Helps track the puck.
FINGER GUARD	<b>LOW DENSITY FINGER PADDING</b> Great Protection.
CUFF/THUMB COMPOSITION	<b>INJECTION MOLDED PE AND PE FOAM</b> Impact absorption.
THUMB RADIUS	<b>CURVED</b> Deflect puck into the pocket.
FINGER STALLS	<b>EMBOSS SYNTHETIC</b> Quicker Release.

\*\*\*\*THESE ARE THE STOCK SPECS. SR PRO CAN ALSO BE ORDERED WITH CUSTOM SPECIFICATIONS.

STOCK  
COLOR



STOCK COLOR



BOOKING COLORS [GME3.5CC]

STOCK COLOR





# EXTREME FLEX III BLOCKER



\* CUSTOM COLOR SHOWN AND MANY OTHER COLORS AVAILABLE

## EXTREME FLEX III <sup>[NEW]</sup> PRO BLOCKER <sup>[GBEFX3]</sup>

**SIZES** SR REGULAR, FULL RIGHT 365 1803  
INT REGULAR, FULL RIGHT (CUSTOM ONLY)

FRONT FACE	<b>BINDINGLESS</b> More blocking surface with increased durability.
PALM POSITION	<b>CENTER PALM POSITION</b> Great Balance.
PALM	<b>SUREGRIP NASH</b> Comfort with hand grip.
PALM GUARD	<b>REINFORCED HAND</b> Offers durability.
PALM GUSSET	<b>VENTILATED MESH</b> Increases breathability.
LOCK THUMB PROTECTOR	<b>MOLDED THUMB</b> Greater protection.
FINGER PROTECTORS	<b>HD FOAM WRAP WITH ADDED D30® PROTECTION</b> Optimized protection.
BLOCKING BOARD	<b>HEAT LAMINATED DUAL DENSITY FOAM WITH PE BOARD</b> Maximizes rebound control.
CUFF	<b>ADJUSTABLE FIT</b> Better stick handling.

## EXTREME FLEX <sup>[NEW]</sup> E3.9 BLOCKER <sup>[GBE3.9]</sup>

**SIZES** SR REGULAR, FULL RIGHT 365 1813  
INT REGULAR, FULL RIGHT 365 1823

FRONT FACE	<b>BINDINGLESS</b> More blocking surface with increased durability.
PALM POSITION	<b>CENTER PALM POSITION</b> Great Balance.
PALM	<b>EMBOSS SYNTHETIC</b> Hand grip.
PALM GUARD	<b>REINFORCED HAND</b> Offers durability.
PALM GUSSET	<b>VENTILATED MESH</b> Increases breathability.
LOCK THUMB PROTECTOR	<b>MOLDED THUMB</b> Greater protection.
FINGER PROTECTORS	<b>HIGH DENSITY FOAM WRAP</b> Optimized protection.
BLOCKING BOARD	<b>LAMINATED DUAL DENSITY FOAM WITH PE BOARD</b> Maximizes rebound control.
CUFF	<b>ADJUSTABLE FIT</b> Better stick handling.

## EXTREME FLEX <sup>[NEW]</sup> E3.5 BLOCKER <sup>[GBE3.5]</sup>

**SIZES** JR REGULAR, FULL RIGHT 365 1833  
YT REGULAR, FULL RIGHT (CHIC, TOR, BBBS, WWWW)

FRONT FACE	<b>BINDINGLESS</b> More blocking surface with increased durability.
PALM POSITION	<b>CENTER PALM POSITION</b> Great Balance.
PALM	<b>EMBOSS SYNTHETIC</b> Hand grip.
PALM GUARD	<b>REINFORCED HAND</b> Offers durability.
PALM GUSSET	<b>VENTILATED MESH</b> Increases breathability.
LOCK THUMB PROTECTOR	<b>MOLDED THUMB</b> Greater protection.
FINGER PROTECTORS	<b>LOW DENSITY FOAM WRAP</b> Optimized protection.
BLOCKING BOARD	<b>LAMINATED DUAL DENSITY FOAM WITH PE BOARD</b> Maximizes rebound control.
CUFF	<b>ADJUSTABLE FIT</b> Better stick handling.

\*\*\*\*THESE ARE THE STOCK SPECS, SR PRO CAN ALSO BE ORDERED WITH CUSTOM SPECIFICATIONS.

STOCK  
COLOR



WWWW  
(SR ONLY)

STOCK COLOR



WWWW



CHIC



MTL



BOST



WWNS



TOR



DET



BBBS



WWBB

BOOKING COLORS <sup>[GBE3.9CC]</sup>

STOCK COLOR



WWBB



CHIC



TOR



BBBS



WWWW

BOOKING COLORS <sup>[GBE3.5CC]</sup>





# PREMIER GOALIE GEAR

## PREMIER PADS

The goal pad that revolutionized blocking a shot between the posts with the first injection molded foam core technology is now the lightest Premier since its inception. Designed to maximize coverage and play big, the new exceptionally thin profile saves weight and allows a deeper fit. More weight reduction focused in the leg channel and redesigned pro leg strap set-up to optimize leg rotation when going butterfly and the reverse VH. CCM Premier is engineered to improve the center of mass to reduce weight at the key areas to maximize performance.

## THINNER PROFILE

Redesigned to reduce weight and improve the center of mass with higher density foam to maintain stiffness and remain square to the shooter.



## DEEPER KNEE STANCE

Enhanced five-hole closure in the butterfly position and reverse VH stance.



## PRO STRAP SYSTEM

Optimize your leg rotation with a new single knee and single calf strap system with high quality pro leather construction.





# PREMIER GOALIE GEAR



## PREMIER CATCH GLOVE

This iconic one piece injection molded glove was the first one piece glove to gain mass acceptance at the highest levels of the position. The Premier glove known for the game ready feel features D30® Smart Material technology in the catching surface for outstanding protection and to keep the puck in the glove. The awe inspiring fit and comfortable hand closure remains with the redesigned shape to allow more catching area expanding the sweet spot for the glove save.

### D30® TECHNOLOGY

Great protection for outstanding shock absorption results.

POWERED BY  
**D30®**  
IMPACT PROTECTION



### COMFORT

Anatomical hand strap design for increased comfort and feel.



### LARGER CATCHING AREA

Bigger glove for more saves.



### D30® TECHNOLOGY

First finger protection.

POWERED BY  
**D30®**  
IMPACT PROTECTION



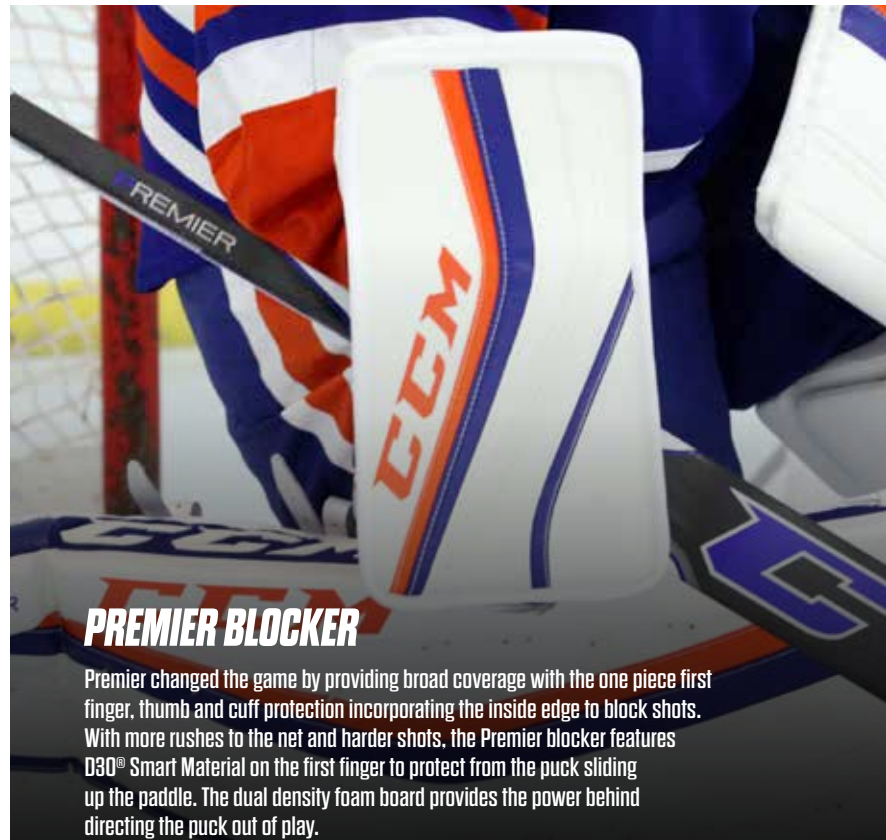
### BINDINGLESS DESIGN

Helps to maximize coverage.



### ADJUSTABLE CUFF

Increased mobility for stick handling.



## PREMIER BLOCKER

Premier changed the game by providing broad coverage with the one piece first finger, thumb and cuff protection incorporating the inside edge to block shots. With more rushes to the net and harder shots, the Premier blocker features D30® Smart Material on the first finger to protect from the puck sliding up the paddle. The dual density foam board provides the power behind directing the puck out of play.

# PREMIER PADS



\* CUSTOM COLOR SHOWN AND MANY OTHER COLORS AVAILABLE

## PREMIER PRO GOAL PADS [GPPREP]

**SIZES** SR 33+2, 34+2, 34+3, 35+3  
INT CUST ONLY

365 6000

## PREMIER R1.9 GOAL PADS [GPRI.9]

**SIZES** SR 32+2, 33+2, 34+2, 35+2  
INT 29+1, 31+1

365 6010  
365 6020

## PREMIER R1.5 GOAL PADS [GPRI.5]

**SIZES** SR 32+1, 33+1, 34+1  
JR 24+1, 26+1, 28+1, 30+1  
YT 21, 23

BOOKING ONLY  
365 1830  
365 1840 BOOKING ONLY

OUTER FLEX	<b>NO BREAK</b> Maximize Coverage.	OUTER FLEX	<b>NO BREAK</b> Maximize Coverage.	OUTER FLEX	<b>NO BREAK</b> Maximize Coverage.
INNER FLEX	<b>PRECURVED SINGLE BREAK CORE</b> Closes the 5 hole.	INNER FLEX	<b>PRECURVED SINGLE BREAK CORE</b> Closes the 5 hole.	INNER FLEX	<b>PRECURVED SINGLE BREAK CORE</b> Closes the 5 hole.
BOOT FLEX	<b>60 DEGREE ANGLE</b> Direct pucks to the side/corner.	BOOT FLEX	<b>60 DEGREE ANGLE</b> Direct pucks to the side/corner.	BOOT FLEX	<b>60 DEGREE ANGLE</b> Direct pucks to the side/corner.
BOOT CHANNEL	<b>SHALLOW SOFT</b> Faster transition into butterfly.	BOOT CHANNEL	<b>SHALLOW SOFT</b> Faster transition into butterfly.	BOOT CHANNEL	<b>SHALLOW SOFT</b> Faster transition into butterfly.
LEG CHANNEL/ CALF STRAP OPTION	<b>LOOSE FIT 1 CALF STRAP</b> Lightweight set up with optimized strap at calf for quick response.	LEG CHANNEL/ CALF STRAP OPTION	<b>LOOSE FIT 1 CALF STRAP</b> Lightweight set up with optimized strap at calf for quick response.	LEG CHANNEL/ CALF STRAP OPTION	<b>LOOSE FIT 1 CALF STRAP</b> (SR ONLY) <b>LOOSE FIT 2 CALF STRAPS</b> (JR 6 YT) Lightweight set up with optimized strap at calf for quick response.
KNEE STRAP SYSTEM	<b>SINGLE ADJUSTABLE KNEE OR BELOW KNEE</b> Customize fit.	KNEE STRAP SYSTEM	<b>SINGLE ADJUSTABLE KNEE OR BELOW KNEE</b> Customize fit.	KNEE STRAP SYSTEM	<b>SINGLE ADJUSTABLE KNEE OR BELOW KNEE</b> Customize fit.
KNEE CRADLE	<b>RECESSED FOAM NO WRAP</b> Deeper knee cradle help closing the 5 hole.	KNEE CRADLE	<b>RECESSED FOAM NO WRAP</b> Deeper knee cradle help closing the 5 hole.	KNEE CRADLE	<b>RECESSED FOAM NO WRAP</b> (SR ONLY) <b>SOFT FOAM NO OUTER KNEE WRAP</b> (JR 6 YT) Deeper knee cradle help closing the 5 hole.
CORE	<b>LIGHTWEIGHT / THIN MOLDED FOAM CORE</b> Offers the greatest weight balance for quicker transition into butterfly.	CORE	<b>LIGHTWEIGHT / THIN HIGH DENSITY/ LOW DENSITY FOAM CORE</b> Offers the greatest weight balance for quicker transition into butterfly.	CORE	<b>LIGHTWEIGHT / THIN HIGH DENSITY/ LOW DENSITY FOAM CORE</b> Offers the greatest weight balance for quicker transition into butterfly.
KNEE RAISER	<b>3D INJECTION MOLDED EPP FOAM</b> Seals pad to the ice.	KNEE RAISER	<b>PE FOAM</b> Seals pad to the ice.	KNEE RAISER	<b>PE FOAM</b> Seals pad to the ice.
THIGH PROTECTOR	<b>LEGAL THIGH AND KNEE PROTECTOR</b> Protects top of the knee.	THIGH PROTECTOR	<b>LEGAL THIGH AND KNEE PROTECTOR</b> Protects top of the knee.	THIGH PROTECTOR	<b>LEGAL THIGH AND KNEE PROTECTOR</b> Protects top of the knee.

\*\*\*\*THESE ARE THE STOCK SPECS, SR PRO CAN ALSO BE ORDERED WITH CUSTOM SPECIFICATIONS.

STOCK  
COLOR



WWWW  
(SR ONLY)

STOCK COLOR



WWWW

BOOKING COLORS  
[GPRI.9CC]



WWBB

CHIC

STOCK COLOR



WWBB

BOOKING COLORS  
[GPRI.5CC]



WWWW

CHIC





\* CUSTOM COLOR SHOWN AND MANY OTHER COLORS AVAILABLE

## PREMIER PRO CATCH GLOVE [6MPREP]

### SIZES

SR	REGULAR, FULL RIGHT	365 6004
INT	REGULAR, FULL RIGHT (CUSTOM ONLY)	

## PREMIER R1.9 CATCH GLOVE [6MRI.9]

### SIZES

SR	REGULAR, FULL RIGHT	365 6014
INT	REGULAR, FULL RIGHT	365 6024

## PREMIER R1.5 CATCH GLOVE [6MRI.5]

### SIZES

SR	REGULAR, FULL RIGHT	BOOKING ONLY
JR	REGULAR, FULL RIGHT	365 6034
YT	REGULAR, FULL RIGHT (WWW, CHIC, BBBS ONLY)	365 6044 BOOKING ONLY

CUFF / THUMB	ONE PIECE MAXIMIZE COVERAGE	CUFF / THUMB	ONE PIECE MAXIMIZE COVERAGE	CUFF / THUMB	SR & JR: ONE PIECE YT: TWO PIECE
BREAK ANGLE	590 MIDDLE OF HAND CLOSURE	BREAK ANGLE	590 MIDDLE OF HAND CLOSURE	BREAK ANGLE	590 MIDDLE OF HAND CLOSURE
PALM STIFFNESS	GAME READY FIT WITH ADDED D30® PROTECTION EASY BREAK-IN WITH GREAT PROTECTION	PALM STIFFNESS	GAME READY FIT EASY BREAK-IN	PALM STIFFNESS	GAME READY FIT EASY BREAK-IN
WRIST STRAP	WEBBING STRAP THROUGH THE CUFF QUICK EASY ADJUSTMENT	WRIST STRAP	WEBBING STRAP THROUGH THE CUFF QUICK EASY ADJUSTMENT	WRIST STRAP	WEBBING STRAP THROUGH THE CUFF QUICK EASY ADJUSTMENT
POCKET	SINGLE OFFSET TEE EASIER CLOSURE	POCKET	SINGLE OFFSET TEE EASIER CLOSURE	POCKET	SINGLE OFFSET TEE EASIER CLOSURE
FINGER GUARD	RAISED FOAM FINGER PADDING PROTECTION	FINGER GUARD	RAISED FOAM FINGER PADDING PROTECTION	FINGER GUARD	LOW DENSITY FINGER PADDING PROTECTION
CUFF/THUMB COMPOSITION	INJECTION MOLDED PE AND EPE FOAM IMPACT ABSORPTION	CUFF/THUMB COMPOSITION	INJECTION MOLDED PE AND PE FOAM IMPACT ABSORPTION	CUFF/THUMB COMPOSITION	INJECTION MOLDED PE AND PE FOAM IMPACT ABSORPTION
INNER PALM	3/8" FELT / D30® GAME READY FLEX	INNER PALM	¼" FELT / FOAM GAME READY FLEX	INNER PALM	¼" FELT / FOAM GAME READY FLEX
FINGER STALLS	SUREGRIP QUICK RELEASE	FINGER STALLS	NASH QUICK RELEASE	FINGER STALLS	EMBOSS SYNTHETIC QUICK RELEASE

\*\*\*\*THESE ARE THE STOCK SPECS, SR PRO CAN ALSO BE ORDERED WITH CUSTOM SPECIFICATIONS.

### STOCK COLOR




WWW  
(SR ONLY)

### STOCK COLOR



WWW

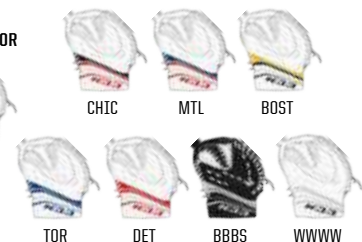


### BOOKING COLORS [6MRI.5CC]

### STOCK COLOR



WWBB





# PREMIER BLOCKER



\* CUSTOM COLOR SHOWN AND MANY OTHER COLORS AVAILABLE

## PREMIER PRO BLOCKER [GBPREP]

### SIZES

SR	REGULAR, FULL RIGHT	365 6003
INT	REGULAR, FULL RIGHT (CUSTOM ONLY)	

FRONT	BINDINGLESS INCREASED DURABILITY
PALM POSITION	CENTERED PALM POSITION BALANCE
PALM	SUREGRIP NASH® HAND GRIP
PALM GUARD	REINFORCED HAND DURABILITY
PALM GUSSET	VENTILATED MESH BREATHABILITY
LOCK THUMB PROTECTOR	MOLDED THUMB PROTECTION
FINGER PROTECTORS	HD FOAM WRAP WITH ADDED D30 PROTECTION PROTECTION
BLOCKING BOARD	HEAT LAMINATED DUAL DENSITY FOAM WITH PE REBOUND CONTROL
CUFF	ADJUSTABLE FIT STICK HANDLING

## PREMIER R1.9 BLOCKER [GBR1.9]

### SIZES

SR	REGULAR, FULL RIGHT	365 6013
INT	REGULAR, FULL RIGHT	365 6023

FRONT	BINDINGLESS INCREASED DURABILITY
PALM POSITION	CENTERED PALM POSITION BALANCE
PALM	EMBOSS SYNTHETIC HAND GRIP
PALM GUARD	REINFORCED HAND DURABILITY
PALM GUSSET	VENTILATED MESH BREATHABILITY
LOCK THUMB PROTECTOR	MOLDED THUMB PROTECTION
FINGER PROTECTORS	HIGH DENSITY FOAM WRAP PROTECTION
BLOCKING BOARD	LAMINATED DUAL DENSITY FOAM WITH PE REBOUND CONTROL
CUFF	ADJUSTABLE FIT STICK HANDLING

## PREMIER R1.5 BLOCKER [GBR1.5]

### SIZES

SR	REGULAR, FULL RIGHT	BOOKING ONLY
JR	REGULAR, FULL RIGHT	365 6033
YT	REGULAR, FULL RIGHT (WWW, CHIC, BBBS ONLY)	365 6043 BOOKING ONLY

FRONT	BINDINGLESS INCREASED DURABILITY
PALM POSITION	CENTERED PALM POSITION BALANCE
PALM	EMBOSS SYNTHETIC HAND GRIP
PALM GUARD	REINFORCED HAND DURABILITY
PALM GUSSET	VENTILATED MESH BREATHABILITY
LOCK THUMB PROTECTOR	MOLDED THUMB PROTECTION
FINGER PROTECTORS	LOW DENSITY FOAM WRAP PROTECTION
BLOCKING BOARD	LAMINATED DUAL DENSITY FOAM WITH PE REBOUND CONTROL
CUFF	ADJUSTABLE FIT STICK HANDLING

\*\*\*\*THESE ARE THE STOCK SPECS, SR PRO CAN ALSO BE ORDERED WITH CUSTOM SPECIFICATIONS.

### STOCK COLOR



WWW  
(SR ONLY)

### STOCK COLOR



WWW

### BOOKING COLORS [GBR1.9CC]



CHIC MTL BOST



TOR DET BBBS WWBB

### BOOKING COLORS [GBR1.5CC]



CHIC MTL BOST

### STOCK COLOR



WWBB



TOR DET BBBS WWW





## RETRO FLEX PADS [NEW]

[GPRFX3SP]

The Retro Flex brings the newest innovation to a classic look with the collaboration of Eflex technology and a vintage custom graphic.

**HORIZONTAL STITCHES**



## MINI KNEE ROLLS

Reduces rebounds, increases control.



**RETRO FLEX LOGO**





## RETRO FLEX GLOVE [GMRFX3SP] **[NEW]**

The Retro Flex glove features a 600 degree angle for a mid hand closure or a 590 degree angle for a break closer to the thumb. Its one piece thumb and cuff design provides protection at the wrist area and the injection molded thumb maintains the glove shape on repeated impact.

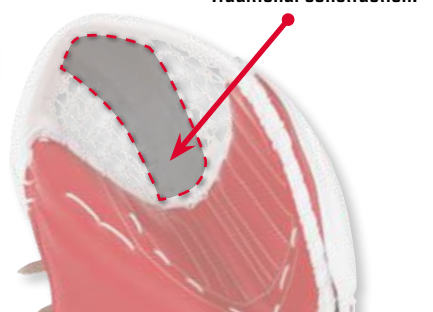
### RAISED FINGER PADDING

Greater protection.



### STRAIGHT TEE

Traditional construction.



### ONE PIECE THUMB AND CUFF

Maximum coverage.



### CREAM NASH PALM

Soft comfortable feel.



## RETRO FLEX BLOCKER [GBRFX3SP] **[NEW]**

The collaboration of a bindingless construction with the vintage graphic makes the classic blocker a more durable product throughout the season. The adjustable cuff allows the cuff area to open up for wrist mobility when playing the puck with a centered palm position to provide balance and adequate coverage above and below the hand.



### ADJUSTABLE CUFF

Wrist mobility.



### INSIDE HIGH DENSITY FOAM

Maximized coverage.

# YTFLEX GEAR



## YTFLEX GEAR

The YtFlex youth series is designed for goalies learning to play. Every feature and specification promotes the proper save fundamentals through the ideal sizing, fit and flexibility. At this level it is important for young goalies to have the confidence in the net like the pro goalie they aspire to be.

## YTFLEX GOAL PAD [GPVFLX]

### ADJUSTABLE KNEE CRADLE

Proper fit and knee placement throughout the season.

### EASY LEG STRAP SYSTEM

Youth leg strapping system for ease and simplicity.

### COMFORT LEG CHANNEL

Loose fit design for comfort and freedom of movement.





## YTFLEX CATCH GLOVE

[GMVFLX]

### TWO PIECE DESIGN

Flexibility in learning to play.



### GAME READY BREAK

Soft glove flex for easy hand closure.



### ADJUSTABLE HAND STRAPS

Customizable.



## YTFLEX BLOCKER

[GBVFLX]

### PRECURVED BOARD

Deflect the puck.



### CENTERED PALM

Learn to play with proper hand position.



### PROTECTION

Molded plastic and high density foam to protect the hand.



## YTFLEX CHEST PROTECTOR

[ABVFLX]

### MOBILITY

Designed specific to youth sizing for optimum mobility.



### ADJUSTMENTS

Multiple adjustment for customize fit.



### PROTECTION

Belly, shoulder and arm protection.



## YTFLEX GOAL PANT

[HP6YFX]

### UPPER THIGH PROTECTION

Designed specific to youth goalies.



### LIGHTWEIGHT

Lightweight material and foam to reduce fatigue.



### YOUTH FIT

Designed for youth sizing.





# YTFLEX GOALIE GEAR



## YTFLEX SERIES GOAL PADS [GPVFLX]

### SIZES

YT 20", 22", 24" 365 6041

## YTFLEX SERIES CATCH GLOVE [GMYFLX]

### SIZES

YT REGULAR, FULL RIGHT 365 6046

## YTFLEX SERIES BLOCKER [GBVFLX]

### SIZES

YT REGULAR, FULL RIGHT 365 6045

OUTER FLEX	<b>SINGLE BREAK</b> MORE COVERAGE WITH FLEXIBILITY	CUFF / THUMB	<b>TWO PIECE</b> WRIST FLEXIBILITY	FRONT	<b>PRECURVED SHAPE</b> DEFLECT THE PUCK
INNER FLEX	<b>PRECURVED DOUBLE BREAK CORE</b> CLOSES THE 5 HOLE	BREAK ANGLE	<b>590</b> FLEXIBILITY	PALM POSITION	<b>CENTERED PALM POSITION</b> BALANCE
BOOT CHANNEL	<b>SHALLOW SOFT</b> FREEDOM OF MOVEMENT	PALM STIFFNESS	<b>GAME READY</b> EXTREMELY EASY TO CLOSE	PALM	<b>NASH</b> COMFORT
LEG CHANNEL/ CALF STRAP OPTION	<b>LOOSE FIT 1 CALF VELCRO STRAPS</b> COMFORTABLE AND EASY TO ADJUST	WRIST STRAP	<b>WEBBING STRAP</b> QUICK ADJUSTMENT	PALM GUARD	<b>REINFORCED HAND</b> DURABILITY
LEG STRAP SYSTEM	<b>WEBBING SINGLE BELOW KNEE STRAP, SINGLE BOOT STRAP</b> QUICK ADJUSTMENT	POCKET	<b>SINGLE STRAIGHT TEE</b> BIGGER POCKET	PALM GUSSET	<b>3D MESH</b> BREATHABILITY
KNEE CRADLE	<b>ADJUSTABLE SOFT FOAM</b> CUSTOMIZE FIT	FINGER GUARD	<b>LOW DENSITY FINGER PADDING</b> PROTECTION	LOCK THUMB PROTECTOR	<b>MOLDED THUMB</b> PROTECTION
CORE	<b>HIGH DENSITY/LOW DENSITY FOAM</b> BALANCED WEIGHT	CUFF/THUMB COMPOSITION	<b>INJECTION MOLDED PE AND PE FOAM</b> IMPACT ABSORPTION	FINGER PROTECTORS	<b>LOW DENSITY FOAM WRAP</b> PROTECTION
KNEE RAISER	<b>PE FOAM</b> SEALS PAD TO THE ICE	INNER PALM	<b>¼" POLYESTER FELT/FOAM</b> GAME READY FLEX	BLOCKING BOARD	<b>SINGLE DENSITY FOAM/PLASTIC</b> REBOUND CONTROL



## YFLEX SERIES CHEST PROTECTOR [ABYFX]

**SIZES**  
YT S/M, L/XL 365 6047

SHOULDER WINGS	SEGMENTED MOLDED PE FOAM OFFERS GREAT PROTECTION.		
STERNUM	PE FOAM INCREASES PROTECTION.		
CHEST	PE FOAM BLOCKS OFFERS GREAT PROTECTION.		
BICEP/ FOREARM	PE FOAM OFFERS GREAT PROTECTION.		
ELBOW	INDEPENDENT ADJUSTABLE ELBOW PROTECTOR CUSTOMIZED FIT.		
SHOULDER CAP	COMPRESSION MOLDED PE FOAM MAXIMIZES COVERAGE AND PROTECTION.		
SIZING SPEC	S/M: L/XL:	CHEST: 9" CHEST: 11"	ARM: 12" ARM: 14"



## YFLEX SERIES GOALIE PANT [HPGYFX]

**SIZES**  
YT S/M, L/XL 365 6049

WAIST	PROFILED WAIST OFFERS COMFORT		
THIGH PROTECTION	2-PIECE MOLDED HD/PE FOAM INCREASES COVERAGE AND PROTECTION		
HIP PROTECTION	MOLDED PE FOAM REDUCES WEIGHT		
SPINE	SEGMENTED FOAM INCREASES COMFORT AND FIT		
MATERIAL	200D NYLON WITH STRETCH ZONES INCREASES DURABILITY		
COLORS	BLACK		
SIZING SPEC	S/M: L/XL:	WAIST: 18" - 20" WAIST: 20" - 22"	

# GOALIE ACCESSORIES



## TOE BRIDGE HD/LACING

[AP8930CCM] (ONE PAIR)

COLOR: WHITE

365 0032



## TOE BRIDGE/LACING

ONE PAIR [AP8360]

COLOR: WHITE

465 0032



## BOOT STRAP

ONE PAIR [AP8140]

COLOR: WHITE

465 0027



## SHIN STRAP

ONE PAIR [AP8150]

COLOR: WHITE

465 0028



## BUCKLE STRAP TAB

2-PACK [AP8160]

COLOR: WHITE

465 0029



## ADJUSTABLE SINGLE BUCKLE TAB

ONE PAIR [AP8940]

COLOR: WHITE

465 0034



## CALF ELASTIC/ VELCRO

ONE PAIR [AP89702-AP89704]

SIZES: 2" 655 0041

4" 655 0042



## KNEE CRADLE ELASTIC/ VELCRO

ONE PAIR [AP8900]

COLOR: WHITE

465 0035



## REMOVABLE BOOT STRAP

ONE PAIR [AP8950]

COLOR: WHITE

465 0028



## TOE SCREWS

4-PACK [AP8130]

COLOR: WHITE

465 0015





## EURO GOALIE STREET KIT

**SIZES** 24", 28" 353 1407

**COLOUR** WHITE/RED

**KIT INCLUDES** Goal pads, catch glove, blocker and chest protector.

**GOAL PADS** Square pro design, deep leg channel, adjustable lock system leg straps, pre-flexed foam construction.

**CATCH GLOVE** Plastic reinforced catch surface, outside deflector, deep pocket, complete wrap back of hand protection.

**BLOCKER** Lightweight impact foam insert, reinforced plastic insert, protective thumb design, contoured flex cuff design.

**CHEST PROTECTOR** Articulated chest foam construction, durable nylon shell, back strap provides stability, soft comfort foam against body.



# TACKS GOALIE SKATES

## TACKS GOALIE SKATE

The CCM Tacks goalie skate was built with the intention of giving goalies a skate that is tailored to their specific needs. That is, a firmly constructed skate that helps generate power in their strides and power-pushes. It also allows them to flex low into their static stance and provides excellent comfort and support for their positioning and stance.



### POWER FORM TEXTURIZED COMPOSITE

High end, layer-formed boot frame with goalie specific reinforcements. Gives goalies excellent side-to-side power transfer capabilities for their strides and power-pushes with elite level support and comfort.



### ASYMMETRIC FLEX STANCE CONTOUR

Boot collar shaped and molded to allow the goalie to flex deep into the stance and benefit from extremely quick recovery to stand back up.



### MULTI-LAYER D30® TONGUE WITH LACE-BITE PROTECTION

Outstanding protection from a thick felt layer, D30® Smart Material and lace-bite protection tongue. Excellent comfort zone specifically designed for goalie positioning and movement.



# TACKS GOALIE SKATES



HEAT MOLDABLE

HEAT MOLDABLE

HEAT MOLDABLE

## TACKS GOALIE SKATE [SKTAG]

SIZES					
SR	6-11	D	FULL/HALF	349	6782
SR	6-11	EE	FULL/HALF	349	6783

## TACKS 6092 GOALIE SKATE [SK60TG]

SIZES					
SR	6-12	EE	FULL/HALF	349	6788
JR	3-5.5	EE	FULL/HALF	349	6787

## TACKS 4092 GOALIE SKATE [SK40TG]

SIZES					
SR	6-12	D	FULL	349	6786
JR	1-5	D	FULL	349	6785

QUARTER PACKAGE	POWER FORM TEXTURIZED COMPOSITE - METALLIC MESH High end, texturized, layer-formed boot frame with strategic reinforcements, elite level support and power transfer design.	QUARTER PACKAGE	POWER FORM COMPOSITE - BLACK High end, layer-formed boot frame with strategic reinforcements, elite level support and energy transfer design.	QUARTER PACKAGE	SYNTHETIC POWER FORM COMPOSITE Durable boot with elite structural stiffness and a composite skin finish.
CORE	HEAT-MOLDABLE T-FORM CORE Super lightweight, rigid and thermo-formable core generating ultimate performance.	CORE	COMPOSITE REINFORCED ATTACKFRAME CORE Lightweight, rigid and thermo-formable core for maximum performance.	LINER	TWO-TONE BRUSHED MICRO-FIBER Provides comfort and a resistance to wear and tear.
LINER	TOTALDRI LINER High performance moisture-wicking material keeps feet dry and skates light.	LINER	HEAVY DUTY MICRO-FIBER High resistance to wear, while providing comfort and durability.	OUTSOLE	INJECTED OUTSOLE WITH EXHAUST SYSTEM Solid energy transfer profile and air vent to keep feet dry and skates light.
BOOT COLLAR	ASYMMETRIC FLEX STANCE CONTOUR Designed to allow the goalie to flex deeper into the stance and benefit from extremely quick recovery to stand back up.	TONGUE	FELT TONGUE WITH INJECTED LACE BITE PROTECTION 7mm felt with reinforcement layers for increased comfort and protection.	TONGUE	FELT TONGUE WITH EMBOSSED LACE BITE PROTECTION 7mm felt with reinforcement layers for increased comfort and protection.
TONGUE	MULTI-LAYER D30 TONGUE WITH LACE-BITE PROTECTION Superior protection and comfort zone specifically designed for goalie positioning and movement.	ANKLE PADDING	MULTI-DENSITY MEMORY FOAM Symmetrical foam comfort pads wrap around player's foot for customized fit and comfort.	FOOTBED	ANATOMICAL RESPONSE FOOTBED Provides support and comfort.
PAD STRAP	TACKS HEEL STRAP Allows the goalie pads to stand higher up on the legs.	MIDSOLE	INJECTED SURLYN Provides a power transfer platform for blade to boot interface.	COWLING	PROLITE GS New light cowling with nylon inserts and highly reinforced toe and blade area to protect goalie and skate.
ANKLE PADDING	MULTI-DENSITY MEMORY FOAM Symmetrical foam comfort pads wrap around player's foot for customized fit and comfort.	FOOTBED	CCM FIT SYSTEM FOOTBED Provides great support and comfort.	RUNNER	PROLITE G STAINLESS STEEL Provides superior edge life for long term performance.
MIDSOLE	LIGHTWEIGHT COMPOSITE MIDSOLE Enhanced power transfer platform for blade to boot interface.	COWLING	PROLITE GS New light cowling with nylon inserts and highly reinforced toe and blade area to protect goalie and skate.		
FOOTBED	AIR SYSTEM FOOTBED Lightweight comfort footbed with aeration vents, providing excellent foot-to-skate contact and comfort.	RUNNER	PROLITE G STAINLESS STEEL Provides superior edge life for long term performance.		
COWLING	PROLITE LO-CURVE Extra light cowling with low-rim design, carbon composite inserts and highly reinforced toe and blade area to protect goalie and skate.				
RUNNER	PROLITE G BLACK High performance blade with oxide treatment for a longer edge life and a greater resistance to corrosion.				



# RIBCOR GOALIE SKATE

## RIBCOR 50K GOALIE SKATE

CCM introduces its newest goalie skate, inspired by the cult-like following of our Pump™ technology. Those who love the Pump... really love the Pump. RibCor 50K was designed to be the best Pump skate we ever made, tailored specifically to the needs of the best goalies in the world. Feedback from our large stable of NHL goalies led to technological enhancements to the Pump, quarter and cowling. The end result is power, flexibility and range of motion helping to achieve better overall agility for goalies.

## PROLITE GS COWLING

Ultra light cowling for an extremely fast recovery from post to post. An aggressive push-off angle for today's goalies.



## ADVANCED PUMP™

The next generation in Pump™ technology is more efficient in offering a personalized pro fit with added comfort.



## RIBCOR ELITE QUARTER/CORE

Enhanced pro ribbed reinforcement harnesses flexion to help generate power and agility.





HEAT MOLDABLE

## RIBCOR 50K GOALIE SKATE [SK50PG]

### SIZES

SR	6 - 12	D	FULL/HALF	349 6760
SR	6 - 12	EE	FULL/HALF	349 6761



HEAT MOLDABLE

## RIBCOR 44K GOALIE SKATE [SK44PG]

### SIZES

SR	6 - 12	D	FULL/HALF	349 6770
JR	3 - 5.5	D	FULL/HALF	349 6771

PUMP™	<b>ADVANCED PUMP™</b> Most efficient Pump™ to date for personalized fit with added comfort.	PUMP™	<b>ADVANCED PUMP™</b> Most efficient Pump™ to date for personalized fit with added comfort.
QUARTER PACKAGE	<b>RIBCOR ELITE</b> Enhanced pro ribbed reinforcement harnesses flexion for maximum power and agility.	QUARTER PACKAGE	<b>RIBCOR FLEX</b> Light weight structure for enhanced forward flexion and durability.
CORE	<b>HEAT-MOLDABLE FLEXCORE</b> Lightweight and thermo-formable core for maximum comfort and reactivity.	CORE	<b>LIGHTWEIGHT ELITE SYNTHETIC CORE</b> Enhanced support and durability.
LINER	<b>DUAL ZONE WITH TACKY NASH AND CLARINO</b> Keeps the foot dry and enhances heel lock with maximum durability at the top eyelets.	LINER	<b>DUAL ZONE LIGHTWEIGHT TRICOT</b> Comfortable fit and durability.
MIDSOLE	<b>COMPOSITE MIDSOLE</b> Lightweight support for enhanced blade to boot interface and comfort.	OUTSOLE	<b>VENTED LOW PROFILE INJECTED OUTSOLE</b> Maximizes energy transfer with moisture management.
OUTSOLE	<b>CARBON COMPOSITE OUTSOLE</b> Lightweight structure that maximizes energy transfer.	FOOTBED	<b>MOLDED CCM FOOTBED</b> For comfort and durability.
FOOTBED	<b>GRIPTONITE</b> Reduces foot movement to increase energy transfer.	LACING SYSTEM	<b>SKATE LOCK</b> It isolates two lacing zones for customized tightness every time.
LACING SYSTEM	<b>SKATE LOCK</b> It isolates two lacing zones for customized tightness every time.	TONGUE	<b>2-PIECE HIGH DENSITY FELT TONGUE</b> Provides excellent fit and comfort.
TONGUE	<b>TRIGUARD TONGUE</b> Lightweight with enhanced lace bite protection for maximum fit and comfort.	COWLING	<b>PROLITE GS WITH FIBERGLASS IMPACT INSERTS</b> Light weight with increased recovery angle for quicker recovery to the set position.
COWLING	<b>PROLITE GS WITH CARBON IMPACT INSERTS</b> Light weight with increased recovery angle for quicker recovery to the set position.	RUNNER	<b>PROLITE G STAINLESS STEEL</b> Quality stainless for long term performance.
RUNNER	<b>PROLITE G STAINLESS STEEL</b> Provides superior edge life for long term performance.		

# GOALIE SKATE ACCESSORIES

## PROLITE GS COWLING

PAIR [CWLPGS]

LEFT 349 0681

RIGHT 349 0682



**[NEW]**

## GOALIE PROLITE G BLACK OXIDE RUNNER

PAIR [PLGSB]

349 0685



## GOALIE PROLITE G STAINLESS RUNNER

PAIR [PLGS]

SR 349 0680



## GOALIE PROLITE GS

TACKS BOOT  
COWLING

YOUTH	13	13.5
	1	

JUNIOR

1	1.5	2	2.5	3	3.5	4	4.5	5	5.5
1		2		3		4		5	

SENIOR

6	6.5	7	7.5	8	8.5	9	9.5	10	10.5	11	11.5	12
5	6	7	8	9	10	11						

RIBCOR BOOT  
COWLING

JUNIOR

1	1.5	2	2.5	3	3.5	4	4.5	5	5.5
1		2		3		4		5	

SENIOR

6	6.5	7	7.5	8	8.5	9	9.5	10	10.5	11	11.5	12
6	7	8	9	10	11	12						





# EXTREME FLEX III GOALIE STICK



## EXTREME FLEX III STICK **[NEW]**

Our new Extreme Flex III foam core line is the result of close collaboration with our NHL goalies. By improving the consistency and weight of our shafts, we are able to deliver a level of performance that is unmatched while providing goalies the traditional feel they are looking for. A big emphasis was also placed on developing junior sticks that are better designed for the needs of younger goalies. Everything from the flex profile to the blade has been improved.

### APPROVED BY PRO

The new Extreme Flex III was developed by working closely with our Pro goalies. It has already allowed us to switch even more NHL goalies to our Extreme Flex III stick.



### CONSISTENT PERFORMANCE AND FEEL

The shaft has been improved to be lighter, but also a lot more consistent. This ensures that goalies can rely on the same great performance and feel each time they step on the ice.



### IMPROVED JUNIOR STICKS

Our junior sticks have been redesigned to help younger goalies control and pass the puck better. The flex profiles have been improved and the blades are longer and the curves are bigger.





# EXTREME FLEX GOALIE STICKS

## EXTREME FLEX III

[HSXF3P] [HSXF3F]

**[NEW]**

### BLADE

**FULL GRAPHITE BLADE**  
EXCEPTIONAL FEEL AND CONTROL.  
JR BLADE IS MADE OF FIBERGLASS AND GRAPHITE LAMINATES

### PADDLE

**FOAM CORE REINFORCED WITH FIBERGLASS AND GRAPHITE**  
LIGHTWEIGHT, PRO FEEL AND DURABILITY.

### HANDLE

**ASPEN CORE WITH FIBERGLASS AND GRAPHITE LAMINATES**  
CONSISTENTLY LIGHT AND VERY DURABLE.

### OFFERING

#### PRICE

**SR: 27"** 376 1927  
**26"** 376 1926  
**25"** 376 1925

#### COLORS:

WHT/BLK  
WHT/NAVY \*BOOKING ONLY  
WHT/RED \*BOOKING ONLY

## EXTREME FLEX E3.9

[HSX39P] [HSX39F]

**[NEW]**

### BLADE

**POLYURETHANE FOAM INJECTED BLADE WITH FIBERGLASS REINFORCEMENTS**  
FOR STRENGTH AND FEEL.

### PADDLE

**FOAM CORE WITH FIBERGLASS**  
REDUCES VIBRATION FROM IMPACT.

### HANDLE

**MULTI-LAMINATE HANDLE**  
HIGH DURABILITY.

### OFFERING

#### PRICE

**SR: 27"** 376 1827  
**26"** 376 1826  
**25"** 376 1825

#### COLORS:

WHT/BLK  
WHT/NAVY \*BOOKING ONLY  
WHT/RED \*BOOKING ONLY

**INT: 24"** 376 1824

**COLORS:**  
WHT/BLK

**JR: 23"** 376 1823

**21"** 376 1821

**COLORS:**  
WHT/BLK

## EXTREME FLEX E3.5

[HSX35P]

**[NEW]**

### BLADE

**ASH BLADE**  
FOR GREAT DURABILITY.

### PADDLE

**ASH PADDLE WITH FIBERGLASS REINFORCEMENTS**  
LIGHTWEIGHT AND VERY DURABLE.

### HANDLE

**MULTI-LAMINATE SHAFT**  
HIGH DURABILITY.

### OFFERING

#### PRICE

**SR: 26"** 376 1725

**COLORS:**  
CLR/BLK

**JR: 23"** 376 1723

**21"** 376 1721

**COLORS:**  
CLR/BLK \*LEFT ONLY

#### SBL

**YT: 18"** 376 1718

**COLORS:**  
CLR/BLK



# PREMIER PLUS GOALIE STICK



## PREMIER PLUS GOALIE STICK

CCM has completely redesigned its composite goalie line. The new Premier Plus was developed using the best out of player sticks while keeping the needs of goalies at top of mind. Everything from the shoulder shapes to the structure and composition of the stick has been optimized.

### VIBRATION DAMPENING

The combination of the Exofibe Weave with the brand new ZeroFlux Technology helps diminish the vibrations which provides great feel for the puck at all times.



### GRIP

A new StikTak Grip has been designed specifically for goalies and has been strategically placed to provide comfort and great control.



### STIFF BLADE

Premier Plus features the same stiff blade structure as our Tacks sticks, allowing goalies to deflect pucks exactly where they want to.



## PREMIER PLUS

[HSPPLC] [HSPPLP]

PADDLE	<b>EXOFIBE WEAVE WITH ZEROFLUX TECHNOLOGY</b> DIMINISHES VIBRATIONS TO PROVIDE INCREDIBLE FEEL OF THE PUCK.
HANDLE	<b>NEW RAISED GRIP</b> DESIGNED TO OFFER GREAT CONTROL, ESPECIALLY WHEN PLAYING THE PUCK.
BLADE	<b>EXTREMELY STIFF BLADE</b> FOR GREAT ACCURACY AND CONTROL OF DEFLECTIONS.
CONSTRUCTION	<b>EXTREMELY LIGHT COMPOSITE STRUCTURE</b> BASED ON THE WAY WE BUILD PLAYER STICKS, TO PROVIDE GREAT FEEL AND DURABILITY.

### PATTERNS

CRAWFORD

### SIZES

<b>SR</b>	
27" - (L/R)	376 2627
26" - (L/R)	376 2626
25" - (L/R)	376 2625

<b>INT</b>	
24" - (L/R)	376 2624

<b>JR</b>	
23" - (L/R)	376 2623

### COLORS

BLACK / WHITE

## PREMIER R1.9

[HSR19C] [HSR19P]

PADDLE	<b>STRATEGICALLY PLACED EXOFIBE WEAVE WITH MATTE FINISH</b> REDUCES VIBRATIONS TO PROVIDE A BETTER FEEL OF THE PUCK.
HANDLE	<b>NEW RAISED GRIP</b> DESIGNED TO OFFER GREAT CONTROL, ESPECIALLY WHEN PLAYING THE PUCK.
BLADE	<b>VERY STIFF BLADE</b> FOR GREAT ACCURACY AND CONTROL OF DEFLECTIONS.
CONSTRUCTION	<b>VERY LIGHT COMPOSITE STRUCTURE</b> BASED ON THE WAY WE BUILD PLAYER STICKS, TO PROVIDE GREAT FEEL AND DURABILITY.

### PATTERNS

CRAWFORD

### SIZES

<b>SR</b>	
27" - (L/R)	376 2727
26" - (L/R)	376 2726
25" - (L/R)	376 2725

<b>INT</b>	
24" - (L/R)	376 2724

<b>JR</b>	
23" - (L/R)	376 2723
21" - (L/R)	376 2721 (ONLY WHBK)

### COLORS

WHITE / RED	
WHITE / NAVY	*BOOKING
WHITE / BLACK	*BOOKING

## PREMIER R1.5

[HSR15C] [HSR15P]

PADDLE	<b>FULL MATTE</b> FOR GREAT FEEL AND CONTROL.
BLADE	<b>STIFF BLADE</b> FOR GREAT ACCURACY AND CONTROL OF DEFLECTIONS.
CONSTRUCTION	<b>LIGHT COMPOSITE STRUCTURE</b> TO PROVIDE GREAT FEEL AND DURABILITY.

### PATTERNS

CRAWFORD

### SIZES

<b>SR</b>	
27" - (L/R)	376 2827
26" - (L/R)	376 2826
25" - (L/R)	376 2825

<b>INT</b>	
24" - (L/R)	376 2824

<b>JR</b>	
23" - (L/R)	376 2823
21" - (L/R)	376 2821 (ONLY WHBK)

### COLORS

WHITE / NAVY	
WHITE / RED	*BOOKING
WHITE / BLACK	*BOOKING

# GOALIE STICK CURVE CHART



POSITION  
SIZE  
OPENESS

HEEL  
MEDIUM  
VERY OPENED

BENEFITS

FOR GOALIES WHO LIKE TO CLEAR  
THE ZONE IN THE AIR  
AND/OR OFF THE GLASS

**P1** (142-3)  
**PRICE**



POSITION  
SIZE  
OPENESS

HEEL  
BIG  
SLIGHTLY OPENED

BENEFITS

DEEP CURVE TO HELP MOVE  
THE PUCK UP QUICKLY

**P4** (182-2)  
**CRAWFORD**





# PREMIER CHEST PROTECTOR

## PREMIER CHEST PROTECTOR **[NEW]**

Lightweight design with increased D30® Smart Material protection provides maximum coverage while allowing fluid movements in the crease. The Premier adjustable fit system provides the best fit and trusted performance.

TRUSTED PERFORMANCE AND PROTECTION  
TO COVER MORE CREASE.

### D30® TECHNOLOGY

Added sternum, bicep and forearm protection.



### ADJUSTABLE FIT SYSTEM

Customized fit and weight balance.



### SQUARE DESIGN

Broad coverage.





# EXTREME FLEX SHIELD CHEST PROTECTOR

## EXTREME FLEX SHIELD CHEST PROTECTOR

The Extreme Flex Shield chest protector is built for performance with two proven technologies. The chest and shoulder wings are designed with a combination of two advanced materials: ADIPRENE®, which absorbs impact in the chest to kill the rebound, and ADIPRENE+®, which provides energy rebound in the top of the shoulder wing to kick the rebound out of play. Dual adjustment system offers a full arm size length adjustment in addition to torso adjustment at the shoulders to customize fit and balance weight.

### ADIPRENE®

Absorbs impact in the chest to kill the rebound out of play.



### ADIPRENE+®

Energy rebound in the top of the shoulder wing to kick the rebound out of play.



### ARM AND BODY ADJUSTMENT SYSTEM

Full arm size sleeve adjustment and torso adjustment for fit and weight balance.





# GOALIE CHEST PROTECTORS



## **PREMIER PRO CHEST PROTECTOR** [NEW] [ABPREMIER]

**SIZES** *SR* S, M, L, XL 365 7007



## **EXTREME FLEX SHIELD CHEST PROTECTOR** [ABEFSO]

**SIZES** *SR* S, M, L, XL 365 6007

**STERNUM** **MOLDED D30® SMART MATERIAL**  
Maximized protection.

**SHOULDER WINGS** **QUICK RELEASE VELCRO ADJUSTMENT**  
Customized fit.

**CHEST** **MULTI-SEGMENTED HD/LD FOAMS**  
Offers great mobility.

**BICEP/ ARMS** **SQUARE DESIGN WITH MOLDED D30® SMART MATERIAL**  
Maximized coverage with great level of protection.

**ELBOW CAP** **JDP® INJECTION MOLDED PE CAP**  
Protection.

**SHOULDER CAP** **MOLDED HD FOAM WITH SKIN**  
Optimized Protection.

**SIZING SPEC**

SMALL:	MEDIUM:	LARGE:	XLARGE:
CHEST: 18"	CHEST: 19"	CHEST: 20"	CHEST: 21"
ARM: 18"	ARM: 19"	ARM: 20"	ARM: 21"

**STERNUM** **3D MOLDED HD FOAM**  
Increases protection.

**SHOULDER WINGS** **SEGMENTED MOLDED HD/ADIPRENE + FOAM**  
Kick the rebounds.

**CHEST** **ADIPRENE/EPP FOAM BLOCKS**  
Offers greater rebound control and lightweight.

**BICEP/ ARMS** **COMPRESSION MOLDED HD/EPP FOAM**  
Offers great protection and lightweight.

**ELBOW CAP** **INDEPENDENT ADJUSTABLE ELBOW PROTECTOR**  
Customized fit.

**SHOULDER CAP** **COMPRESSION MOLDED HD FOAM**  
Maximizes coverage and protection.

**SIZING SPEC**

SMALL:	MEDIUM:	LARGE:	XLARGE:
CHEST: 18"	CHEST: 19"	CHEST: 20"	CHEST: 21"
ARM: 18"	ARM: 19"	ARM: 20"	ARM: 21"

# GOALIE CHEST PROTECTORS



## PREMIER R1.9 CHEST PROTECTOR [NEW] [ABR1.9]

<b>SIZES</b>	<b>SR</b>	S, M, L, XL	365 7017
	<b>INT</b>	S/M, L/XL	365 7027



## EXTREME FLEX SHIELD E1.9 CHEST PROTECTOR [ABE1.9]

<b>SIZES</b>	<b>SR</b>	S, M, L, XL	365 6017
	<b>INT</b>	S/M, L/XL	365 6027

<b>STERNUM</b>	<b>PE FOAM</b> Protection.
<b>SHOULDER WINGS</b>	<b>QUICK RELEASE VELCRO ADJUSTMENT</b> Customized fit.
<b>CHEST</b>	<b>MULTI-SEGMENTED EPP FOAMS</b> Offers great mobility.
<b>BICEP/ARMS</b>	<b>SQUARE DESIGN</b> Maximized coverage.
<b>ELBOW CAP</b>	<b>JDP® INJECTION MOLDED PE CAP</b> Protection.
<b>SHOULDER CAP</b>	<b>MOLDED HD FOAM</b> Protection.

<b>SIZING SPEC</b>	<b>SR</b>	<b>SMALL:</b> CHEST: 18" ARM: 18"	<b>MEDIUM:</b> CHEST: 19" ARM: 19"	<b>LARGE:</b> CHEST: 20" ARM: 20"	<b>XLARGE:</b> CHEST: 21" ARM: 21"
	<b>INT</b>	<b>SMALL:</b> CHEST: 16" ARM: 17"	<b>MEDIUM:</b> CHEST: 17" ARM: 17"	<b>LARGE:</b> CHEST: 18" ARM: 18"	

<b>STERNUM</b>	<b>3D MOLDED HD FOAM</b> Increases protection.
<b>SHOULDER WINGS</b>	<b>SEGMENTED MOLDED HD/PE FOAM</b> Offers great protection.
<b>CHEST</b>	<b>HD/PE FOAM BLOCKS</b> Offers great protection.
<b>BICEP/ARMS</b>	<b>COMPRESSION MOLDED HD/PE FOAM</b> Offers great protection.
<b>ELBOW CAP</b>	<b>INDEPENDENT ADJUSTABLE ELBOW PROTECTOR</b> Customized fit.
<b>SHOULDER CAP</b>	<b>COMPRESSION MOLDED PE FOAM</b> Maximizes coverage and protection.

<b>SIZING SPEC</b>	<b>SR</b>	<b>SMALL:</b> CHEST: 18" ARM: 18"	<b>MEDIUM:</b> CHEST: 19" ARM: 19"	<b>LARGE:</b> CHEST: 20" ARM: 20"	<b>XLARGE:</b> CHEST: 21" ARM: 21"
	<b>INT</b>	<b>S/M:</b> CHEST: 16" ARM: 17"	<b>L/XL:</b> CHEST: 17" ARM: 17"		

# GOALIE CHEST PROTECTORS



## **PREMIER R1.5 CHEST PROTECTOR** [NEW] [ABR1.5]

**SIZES** JR S/M, L/XL 365 7037



## **EXTREME FLEX SHIELD E1.5 CHEST PROTECTOR** [ABE1.5]

**SIZES** JR YT S/M, L/XL 365 6037 365 6147 \*\*BOOKING ONLY

STERNUM	<b>PE FOAM</b> Protection.
SHOULDER WINGS	<b>QUICK RELEASE VELCRO ADJUSTMENT</b> Customize fit.
CHEST	<b>MULTI-SEGMENTED EPP FOAMS</b> Offers great Mobility.
BICEP/ ARMS	<b>SQUARE DESIGN</b> Maximized coverage.
ELBOW CAP	<b>JDP® INJECTION MOLDED PE CAP</b> Protection.
SHOULDER CAP	<b>MOLDED HD FOAM</b> Protection.
SIZING SPEC	<b>JR</b> <b>S/M:</b> CHEST: 15" ARM: 15" <b>L/XL:</b> CHEST: 16" ARM: 16"

STERNUM	<b>PE FOAM</b> Increases protection.
SHOULDER WINGS	<b>SEGMENTED MOLDED PE FOAM</b> Offers great protection.
CHEST	<b>PE FOAM BLOCKS</b> Offers great protection.
BICEP/ ARMS	<b>PE FOAM</b> Offers great protection.
ELBOW CAP	<b>INDEPENDENT ADJUSTABLE ELBOW PROTECTOR</b> Customized fit.
SHOULDER CAP	<b>COMPRESSION MOLDED PE FOAM</b> Maximizes coverage and protection.
SIZING SPEC	<b>JR</b> <b>S/M:</b> CHEST: 15" ARM: 15" <b>L/XL:</b> CHEST: 16" ARM: 16"  <b>YT</b> <b>OSFA:</b> CHEST: 14" ARM: 14"





CCM

CCM

D3O®



# PREMIER PRO GOALIE PANT

## PREMIER PRO GOAL PANT **[NEW]**

The best fitting pant just got better with increased D30® Smart Material protection. Customize your fit and maximize your coverage with the revolutionary inner belt suspension system.

### **D30® TECHNOLOGY**

Added protection.



### **INNER BELT**

Broad coverage.



### **EXTENDABLE LENGTH**

1" custom added length.





# EXTREME FLEX SHIELD GOALIE PANT

## EXTREME FLEX SHIELD GOALIE PANT

The Extreme Flex Shield goalie pants are designed for extreme mobility and protection. Flex Zone System incorporates a higher waistband design for added coverage with articulation for mobility. Adiprene® technology in the front upper thigh region helps absorb impacts. Equipped with an interior belt to provide the snug fit to secure protection where it is designed and needed.

### ADIPRENE®

Helps absorb impact in the upper thigh.

### FLEX ZONE SYSTEM

Extreme protection coverage with flex zones for mobility.

### ADJUSTABLE LENGTH ZONE

Allow goalies an additional 1" of length when needed for growth.





# GOALIE PANTS



## **PREMIER PRO** [NEW] **GOALIE PANT** [HPGP/REMIER]

**SIZES** *SR* S, M, L, XL 365 7009



## **EXTREME FLEX SHIELD** **GOALIE PANT** [HPGEFS]

**SIZES** *SR* S, M, L, XL 365 6009

WAIST	MOLDED HD/LD FOAM				WAIST	MOLDED SEGMENTED WAIST			
LENGTH EXTENSION	HIDDEN ZIPPER WITH 1" LENGTH EXTENDER				LENGTH EXTENSION	HIDDEN ZIPPER WITH 1" LENGTH EXTENDER			
THIGH PROTECTION	MOLDED HD FOAM WITH LIGHTWEIGHT EPE FOAM				THIGH PROTECTION	1-PIECE MOLDED HD/ADIPRENE FOAM			
HIP PROTECTION	MOLDED PLASTIC WITH LOW DENSITY FOAM / SEGMENTED D30® SMART MATERIAL				HIP PROTECTION	MOLDED LIGHTWEIGHT FOAM			
SPINE	MOLDED EVA FOAM				SPINE	MOLDED SEGMENTED FOAM			
MATERIAL	420D HIGH ABRASION NYLON WITH STRETCH ZONES				MATERIAL	420D HIGH ABRASION TEXTURED NYLON WITH STRETCH ZONES			
BELT	INNER BELT SYSTEM				BELT	INNER WING BELT SYSTEM			
COLORS	BLACK, NAVY    BOOKING [HPGP/REMC]    RED, ROYAL				COLORS	BLACK, NAVY			
SIZING SPEC	SMALL: WAIST: 28" - 32"	MEDIUM: WAIST: 32" - 36"	LARGE: WAIST: 34" - 38"	XLARGE: WAIST: 38" - 42"	SIZING SPEC	SMALL: WAIST: 28" - 32"	MEDIUM: WAIST: 32" - 36"	LARGE: WAIST: 34" - 38"	XLARGE: WAIST: 38" - 42"



## PREMIER R1.9 [NEW] GOALIE PANT [HPGR1.9]

<b>SIZES</b>	<b>SR</b>	S, M, L, XL	365 7019
	<b>INT</b>	S, M, L	365 7029



## EXTREME FLEX SHIELD E1.9 GOALIE PANT [HPGE1.9]

<b>SIZES</b>	<b>SR</b>	S, M, L, XL	365 6019
	<b>INT</b>	S, M, L	365 6029

WAIST	MOLDED PE FOAM	WAIST	MOLDED SEGMENTED WAIST
LENGTH EXTENSION	SR: N/A INT: HIDDEN ZIPPER WITH 1" LENGTH EXTENDER	LENGTH EXTENSION	SR: N/A INT: HIDDEN ZIPPER WITH 1" LENGTH EXTENDER
THIGH PROTECTION	MOLDED PLASTIC WITH PE FOAM	THIGH PROTECTION	SR: 1-PIECE MOLDED HD/PE FOAM INT: 2-PIECE MOLDED HD/PE FOAM
HIP PROTECTION	MOLDED PLASTIC WITH PE FOAM / SEGMENTED PE FOAM	HIP PROTECTION	MOLDED PE FOAM
SPINE	MOLDED EVA FOAM	SPINE	MOLDED SEGMENTED FOAM
MATERIAL	400D NYLON WITH STRETCH ZONES	MATERIAL	420D HIGH ABRASION NYLON WITH STRETCH ZONES
BELT	INNER BELT SYSTEM	BELT	SR: N/A INNER WAIST BELT SYSTEM
COLORS	BLACK, NAVY	COLORS	BLACK, NAVY
SIZING SPEC	SR <b>SMALL:</b> WAIST: 28" - 32" <b>MEDIUM:</b> WAIST: 32" - 36" <b>LARGE:</b> WAIST: 34" - 38" <b>XLARGE:</b> WAIST: 38" - 42"	SIZING SPEC	SR <b>SMALL:</b> WAIST: 28" - 32" <b>MEDIUM:</b> WAIST: 32" - 36" <b>LARGE:</b> WAIST: 34" - 38" <b>XLARGE:</b> WAIST: 38" - 42"
	INT <b>SMALL:</b> WAIST: 27" - 29" <b>MEDIUM:</b> WAIST: 28" - 30" <b>LARGE:</b> WAIST: 29" - 31"		INT <b>SMALL:</b> WAIST: 27" - 29" <b>MEDIUM:</b> WAIST: 28" - 30" <b>LARGE:</b> WAIST: 29" - 31"

# GOALIE PANTS



## PREMIER R1.5 [NEW] GOALIE PANT [HPGR1.5]

**SIZES** JR S, M, L 365 7039



## EXTREME FLEX SHIELD E1.5 GOALIE PANT [HPGE15]

**SIZES** JR S, M, L 365 6039

WAIST	MOLDED PE FOAM	WAIST	JR: SEGMENTED WAIST YT: PROFILED WAIST
LENGTH EXTENSION	HIDDEN ZIPPER WITH 1" LENGTH EXTENDER	LENGTH EXTENSION	JR: HIDDEN ZIPPER WITH 1" LENGTH EXTENDER YT: N/A
THIGH PROTECTION	MOLDED PLASTIC WITH PE FOAM	THIGH PROTECTION	2-PIECE MOLDED HD/PE FOAM
HIP PROTECTION	MOLDED PLASTIC WITH PE FOAM / SEGMENTED PE FOAM	HIP PROTECTION	MOLDED PE FOAM
SPINE	PE FOAM	SPINE	JR: MOLDED SEGMENTED FOAM YT: SEGMENTED FOAM
MATERIAL	400D NYLON WITH STRETCH ZONES	MATERIAL	420D HIGH ABRASION NYLON WITH STRETCH ZONES
BELT	INNER BELT SYSTEM	BELT	JR: N/A YT: N/A
COLORS	BLACK, NAVY	COLORS	JR: BLACK, NAVY YT: BLACK
SIZING SPEC	<b>JR</b> <b>SMALL:</b> <b>MEDIUM:</b> <b>LARGE:</b> WAIST: 22" - 24"    WAIST: 23" - 25"    WAIST: 24 - 27"		
	<b>JR</b> <b>SMALL:</b> <b>MEDIUM:</b> <b>LARGE:</b> WAIST: 21" - 23"    WAIST: 22 - 24"    WAIST: 23" - 25"		
	<b>YT</b> <b>OSFA:</b> WAIST: 20" - 22"		





# PRO GOALIE MASK

## PRO GOALIE MASK

More protection and technology for the lightest CCM mask.

BY *Lefevre*

### PRO LINER FEATURING D3O® TECHNOLOGY

PRO NHL comfort with increased protection.



### CARBON-TEK PROLITE SHELL

Lightweight design with carbon weave composite construction.



### NEW OPTIMIZED PERIPHERAL VISION DESIGN

Increases vision to improve eye tracking.







I.Q.SHION

## PRO GOALIE MASK [NEW] [GFLPRO]

SIZES SR S, M, L, XL 655 0200

## 1.9 GOALIE MASK [NEW] [GFL1.9]

SIZES SR S, M, L 655 0210

## 1.5 GOALIE MASK [NEW] [GFL1.5]

SIZES SR ONE SIZE FITS ALL 655 0220  
JR ONE SIZE FITS ALL 655 0230  
YT ONE SIZE FITS ALL 655 0240

SHELL	CARBON FIBER	SHELL	GLASS FIBER	SHELL	POLYCARBONATE
LINER	TRIPLE DENSITY VN WITH D3O® SMART MATERIAL	LINER	TRIPLE DENSITY VN AND I.Q.SHION FOAM	LINER	VN FOAM
CAGE COMPOSITION	STAINLESS STEEL	CAGE COMPOSITION	STAINLESS STEEL	CAGE COMPOSITION	CARBON STEEL
CAGE	CERTIFIED CAT-EYE	CAGE	CERTIFIED CAT-EYE	CAGE	CERTIFIED CAT-EYE
CHIN CUP	PRO DUAL DENSITY FOAM CHIN CUP	CHIN CUP	ADJUSTABLE VELCRO WITH DUAL DENSITY FOAM CHIN CUP	CHIN CUP	FOAM CHIN CUP
SWEATBAND	TERRY CLOTH FABRIC	SWEATBAND	TERRY CLOTH FABRIC	SWEATBAND	TERRY CLOTH FABRIC
CERTIFICATIONS	CSA, HECC, CE	CERTIFICATIONS	CSA, HECC, CE	CERTIFICATIONS	CSA, HECC, CE
SIZING SPEC	SMALL: 21 1/8 - 23 1/4 / 55 - 59 CM MEDIUM: 22 - 23 1/8 / 56 - 60 CM LARGE: 22 1/8 - 24 / 57 - 61 CM X-LARGE: 23 1/8 - 24 3/4 / 59 - 63 CM	SIZING SPEC	SMALL: 21 1/8 - 23 1/8 / 54 - 58 CM MEDIUM: 22 - 23 1/8 / 56 - 60 CM LARGE: 22 1/8 - 24 / 57 - 61 CM	SIZING SPEC	SR: 22 - 23 1/8 / 56 - 60 CM JR: 20 1/8 - 22 1/8 / 53 - 58 CM YT: 19 1/8 - 22 1/8 / 49 - 54 CM
HAT SIZE	SMALL: 6 7/8 - 7 3/8 MEDIUM: 7 - 7 1/8 LARGE: 7 1/8 - 7 5/8 X-LARGE: 7 3/8 - 7 7/8	HAT SIZE	SMALL: 6 3/4 - 7 1/4 MEDIUM: 7 - 7 1/8 LARGE: 7 1/8 - 7 3/4	HAT SIZE	SMALL: 6 1/4 - 6 3/4 MEDIUM: 7 1/8 - 7 1/4 LARGE: 7 - 7 1/8





# GOALIE CAGES & REPLACEMENT PARTS



**[NEW]**

## PRO STRAIGHT GOALIE CAGE [GFMSTLSTR]

**SIZES** SR S, M/L, XL 655 066  
BOOKING ONLY

**CONSTRUCTION** STAINLESS STEEL

**CAGE** NEW STRAIGHT BAR DESIGN

**COLORS** WHITE, CHROME

**SIZES**  
**XLARGE CAGE FITS:** GFLPRO XL  
**M/L CAGE FITS:** GFLPRO M AND L  
GFL1.9 M AND L  
GFL1.5 SR  
**SMALL CAGE FITS:** GFLPRO SMALL  
GFL1.9 SMALL  
GFL1.5 JR



**[NEW]**

## PRO NON-CERTIFIED CAT-EYE GOALIE CAGE [GFMSTLNCCE]

**SIZES** SR S, M/L, XL 655 0035

**CONSTRUCTION** STAINLESS STEEL

**CAGE** \*NON-CERTIFIED CAT-EYE

**COLORS** WHITE, CHROME

**SIZES**  
**XLARGE CAGE FITS:** GFLPRO XL  
**M/L CAGE FITS:** GFLPRO M AND L  
GFL1.9 M AND L  
GFL1.5 SR  
**SMALL CAGE FITS:** GFLPRO SMALL  
GFL1.9 SMALL  
GFL1.5 JR



**[NEW]**

## PRO CERTIFIED CAT-EYE GOALIE CAGE [GFMSTLCCE]

**SIZES** SR S, M/L, XL 655 0030

**CONSTRUCTION** STAINLESS STEEL

**CAGE** CERTIFIED CAT-EYE

**COLORS** WHITE, CHROME

**SIZES**  
**XLARGE CAGE FITS:** GFLPRO XL  
**M/L CAGE FITS:** GFLPRO M AND L  
GFL1.9 M AND L  
GFL1.5 SR  
**SMALL CAGE FITS:** GFLPRO SMALL  
GFL1.9 SMALL  
GFL1.5 JR



## YOUTH STRAIGHT GOALIE CAGE [GFMCARSTR]

**SIZES** YT OSFA 655 0032  
BOOKING ONLY

**CONSTRUCTION** CARBON

**CAGE** STRAIGHT BAR

**COLORS** CHROME

**SIZES** **YT CAGE FITS:** GFL1.5 YT


## ACCESSORY KIT [ACMKIT]

INCLUDES STRAPS AND SNAPS FOR GOALIE MASK  
COLORS: BEIGE, BLACK  
655 0060

**SNAP & ELASTIC BAND**  
ADJUSTMENT GOALIE MASK SNAP  
WITH ELASTIC BAND FOR ALL  
CCM GOALIE MASK MODELS.



**STRAPS**  
ADJUSTMENT GOALIE MASK STRAP  
FOR ALL CCM GOALIE MASK MODELS.



## GOALIE SWEATBAND [ACSWBD]

**SIZES** THICK 655 0063  
THIN 655 0064

**PACKS** PACKS: 3 UNITS/KIT  
THICK AND THIN GOALIE MASK SWEATBANDS  
FOR ALL CCM GOALIE MASK MODELS.



## GOALIE LEXAN THROAT GUARD [TGCCM]

**SIZES** SR OSFA 655 0065

PRO DESIGN LEXAN THROAT GUARD IMPROVES FREEDOM OF  
MOVEMENT. CLEAR MATERIAL WITH ANTI-FOG ALLOWS GREATER  
VISIBILITY.



## CHIN CUP [ACCHINCCM]

CHIN CUP FOR ALL CCM GOALIE MASK MODELS. 655 0061

\*Products carrying a Non-Certified designation do not meet the certification requirements of CSA and HECC. Not for sale in Canada.

## WHEELED GOALIE BAG

[EBG6CCM]

362 4391

**SIZES** 38" L X 18" H X 20" W

**FABRIC** 1680D POLYESTER WITH HEAVY DUTY TARPULIN  
Provides strength and durability against wear and tear.

**WHEELS** 3 ALL-TERRAIN WHEELS  
Enhances mobility and stability anywhere.

**OPENING** U-SHAPED ZIPPER OPENING  
Wider access to main compartment for quick and easy packing.

**STRAP SYSTEM** EXTERNAL GOALIE PAD STRAPS SYSTEM  
Facilitate transportation of your gear.

**ZIPPERS** #10 INTERLOCKING ZIPPER  
Built to last.

**ACCESSORIES** SIDE INTERIOR POCKETS  
PLAYER ID POCKET



## PRO WHEELED GOALIE BAG

[EBG6PRO]

362 4395

**SIZES** 44" L X 24" H X 24" W

**FABRIC** 1680D POLYESTER WITH HEAVY DUTY TARPULIN  
Provides strength and durability against wear and tear.

**WHEELS** 3 ALL-TERRAIN WHEELS  
Enhances mobility and stability anywhere.

**OPENING** FULL-LENGTH ZIPPER OPENING  
Facilitate packing and unpacking.

**STRAP SYSTEM** MULTIPLE REINFORCED EXTERIOR GRAB HANDLES  
Facilitate transportation.

**ZIPPERS** #10 INTERLOCKING ZIPPER  
Built to last.

**ACCESSORIES** SIDE INTERIOR POCKETS  
PLAYER ID POCKET



# GOALIE ACCESSORIES



## BNQ SHIRT STYLE THROAT COLLAR [TCPRO]

SIZES	SR	L/XL - 34CM-43CM	365 0708
	JR	S/M - 26CM-35CM	365 0738

**FEATURES** Mesh shirt with ballistic nylon coverage  
Soft comfortable neck coverage  
Sternum and clavicle protection  
BNQ certified



## BNQ THROAT COLLAR [TC500]

SIZES	SR	M/L/XL - 30CM-43CM	365 0625
	JR	S/M - 26CM-35CM	365 0626

**FEATURES** Articulating protection  
Soft comfortable neck coverage  
BNQ certified



## GOALIE JOCK [GJ500CCM]

SIZES	SR	30", 38"	365 0640
	INT	26", 30"	365 0641
	JR	22", 26"	365 0642

**FEATURES** Molded cup protection  
Soft comfort padding  
Waist foam protection  
Adjustable waist attachment



## GOALIE JILL [GJILL]

SIZES	WOMEN	28", 34"	365 0643
-------	-------	----------	----------

**FEATURES** Molded pelvic protection  
Soft comfort padding  
Waist foam protection  
Adjustable waist fit





## PRO GOALIE KNEE PROTECTOR [KP PRO CCM]

DESIGNED BY LEFEVRE

**SIZES** SR 365 0750

**FEATURES** Injection molded knee protection  
Articulating hinge thigh and knee design  
Elastic grip prevents slipping  
Fits with KPBELT

## 1.9 GOALIE KNEE PROTECTOR [KP 1.9]

**SIZES** SR 365 0740 INT 365 00741

**FEATURES** Round PE molded knee protection  
Deep knee support  
Elastic grip prevents slipping  
Fits with KPBELT

## 1.5 GOALIE KNEE PROTECTOR [KP 1.5]

**SIZES** SR 365 0742 JR 365 0743 YT 365 0744

**FEATURES** Square Foam knee protection  
Deep knee support  
Elastic grip prevents slipping  
Fits with KPBELT



## GOALIE KNEE PROTECTOR WAISTBAND [KPBELT]

**SIZES** SR WAIST: 32"-42" 365 0610  
JR WAIST: 22"-28" 365 0611

**FEATURES** 2.5 heavy duty stretch with adjustable Velcro waistband  
Extra durable 1.25" thigh straps with adjustable buckles




## LEGAL THIGH AND KNEE PROTECTOR [TPLEGL]

**SIZES** SR 365 0009

**FEATURES** High density foam protection  
Knee wraparound protection  
Velcro adjustments









BLACK (14)



NAVY (04)



RED (13)

## SKATE SUIT JACKET

[J5588 / YT J5588] [Y 1/3]

SIZES	SR	XS - XXL	359 8812
	JR	120 - 160	359 8813



BODY	Side zipper pockets with reflective tape, Venting at front armhole and back cut lines to provide greater comfort and breathability. Adjustable body hem with bungee and elastic binding at sleeve opening.
INSIDE	Superior stretch mesh lining, with an interior zipper for greater post embellishment access. Inner drop-in pocket with velcro closure. Jersey fabric in the inside collar.
LOGO	Strategically positioned CCM embroideries to provide full front and back embellishment zones.
CONTENT	100% polyester, 80gsm Repels water and prevents static cling.



BLACK (14)



NAVY (04)

## SKATE SUIT PANT

[PN5589 / YT PN5589] [Y 1/3]

SIZES	SR	XS - XXL	359 8814
	JR	120 - 160	359 8815



BODY	Side zipper pockets, adjustable waistband with drawcords, reflective tape at the back knees, auto lock zipper at bottom side leg to provide enhanced fit.
INSIDE	Superior stretch mesh and taffeta lining, exposed CCM jacquard elastic waistband.
LOGO	Strategically positioned CCM embroideries.
CONTENT	100% polyester, 80gsm Repels water and prevents static cling.



BLACK (14)



NAVY (04)



RED (13)

## HD SUIT JACKET

JACKET SIZES	SR	XS - XXL	359 8808
	JR	120 - 160	359 8809



BODY	Tactical DEGREE. Adjustable body hem with bungee. Superior mesh lining quality. Heavy duty CF YKK zipper.
INSULATION	Fellex 80g.
LOGO	Flat embroidery
CONTENT	100% polyester, 130gsm



BLACK (14)



NAVY (04)

## HD SUIT PANT

PANT SIZES	SR	XS - XXL	359 8810
	JR	120 - 160	359 8811



BODY	Tactical DEGREE. Adjustable waistband with drawcord. YKK zipper.
INSULATION	Fellex 80g.
LOGO	Flat embroidery
CONTENT	100% polyester, 130gsm



NAVY (04)



RED (13)



BLACK (14)

## LOCKER ROOM SUIT JACKET

[NEW]

SHIRT SIZES	SR	XS - XXL	359 8800
	JR	120 - 160	359 8801



**BODY** Tactical DRY. Elastic binding at body and sleeve hem.

**LOGO** CCM heat transfer

**CONTENT** 96% polyester 4% spandex tech fleece w/ moisture wicking



NAVY (04)



BLACK (14)

## LOCKER ROOM SUIT PANT

[NEW]

PANT SIZES	SR	XS - XXL	359 8806
	JR	120 - 160	359 8807



**BODY** Tactical DRY. Adjustable waistband with drawcord. Side pockets. CCM jacquard elastic at inner waistband. Elastic binding at hem opening.

**LOGO** CCM heat transfer

**CONTENT** 96% polyester 4% spandex tech fleece w/ moisture wicking



NAVY (04)



RED (13)



BLACK (14)

## 1/4 ZIP LOCKER TOP

[NEW]

SIZES	SR	XS - XXL	359 8802
	JR	120 - 160	359 8803



**BODY** Tactical DRY. YKK vision zipper at CF. Elastic binding at body and sleeve hem.

**LOGO** CCM heat transfer

**CONTENT** 96% polyester 4% spandex tech fleece w/ moisture wicking



BLACK (14)



NAVY (04)



RED (13)

## LOCKER ROOM FULLZIP HOOD

[NEW]

[F5592 / YT F5592] [Y 1/3]

SIZES	SR	XS - XXL	359 8804
	JR	120 - 160	359 8805



**BODY** Side zipper pockets, lined hood with bungee adjustments (SR only). Elastic binding at the body and sleeve openings.

**LOGO** Strategically positioned CCM heat transfer Provides maximum embellishment zone.

**CONTENT** 96% Polyester / 4% Spandex Stretch tech fleece with moisture wicking



BLACK (14)



GREY (21)



BLACK (14)

## HOCKEY HOODY

SIZES	SR	XS - XXL	359 7104
	JR	120 - 160	359 7103

<b>BODY</b>	Kangaroo style pocket, lined hood with skate lace
<b>LOGO</b>	CCM applique with embroidery
<b>CONTENT</b>	50% Polyester / 50% Cotton - 305g - Rib 280g, Ultimate comfort.

## TEAM SWEAT PANT

**[NEW]**

SIZES	SR	S - XXL	359 7237
	JR	120 - 160	359 7236

<b>FIT</b>	Relaxed.
<b>LOGO</b>	Embroidery
<b>CONTENT</b>	50% Cotton, 50% Polyester, 305 gsm



BLACK (14)



NAVY (04)



RED (13)



BLACK (14)



NAVY (04)

## TEAM TRAINING TEE

[T6683 / YT T6683] [Y 1/3]

SIZES	SR	S - XXL	359 8832
	JR	120 - 160	359 8833

<b>BODY</b>	Tactical DRY
<b>LOGO</b>	Heat transfer
<b>CONTENT</b>	56% Cotton, 40% Polyester, 4% Spandex, 165gsm, Moisture wicking

**[NEW]**



## TEAM TRAINING SHORT

[S5653 / YT S5653] [Y 1/3]

SIZES	SR	S - XXL	359 8830
	JR	120 - 160	359 8831

<b>BODY</b>	Tactical DRY. Adjustable waistband with drawcord. CCM jacquard elastic at inner waistband.
<b>LOGO</b>	Heat transfer
<b>CONTENT</b>	93% Polyester, 7% Spandex, Moisture wicking - 210 gsm

**[NEW]**







BLACK (14)



NAVY (04)



RED (13)



WHITE (15)

## DRYLAND KIT



SIZES	SR	XS - XXL	359 8828
	JR	120 - 160	359 8829

**BODY** Short sleeve shirt, shorts, socks are Tactical Dry moisture management. straight set in sleeves, round neck, treatment.

**PACKAGING** Gym bag with header card

**LOGO** Screen print

**CONTENT** Tee: 89%poly/ 11%spdx, 175gsm.  
Short: 50%poly/ 38%cttn/ 12%rayon, 180gsm.  
Socks: 80%cttn/ 20%nylon. Bag: 100% PU

## TEAM POLO

[P5597] [Y 1/3]

SIZES	SR	XS - XXL	359 7132
-------	----	----------	----------

**BODY** Rib collar, 2 buttons placket,

**LOGO** CCM flat embroidery

**BODY CONTENT** 100% Cotton, 230gsm



BLACK (14)



BLACK (14)

## WINTER JACKET

[J5647 / YT J5647] [Y 1/3]



SIZES	SR	XS - XXL	359 8818
	JR	120 - 160	359 8819

**BODY** Zipper pockets with reflective tape, adjustable body hem with bungee. Adjustable sleeve opening with velcro, thick rib knit cuffs. Detachable hood with zipper, adjustable hood opening with bungee (SR only).

**INSIDE** 150gsm insulation, microfleece inside collar. An interior zipper for greater post embellishment access and inner drop-in pocket with velcro closure.

**LOGO** Strategically positioned CCM embroideries  
Provides full front and back embellishment zones

**SHELL CONTENT** 100% polyester, 130gsm (Black, True Navy)  
& 150gsm (Dark Grey Heather)

## WINTER PARKA

[J2858] [Y 3/3]



SIZES	SR	XS - XXL	359 8820
-------	----	----------	----------

**BODY** Tactical DEGREE. Adjustable, elasticized waist drawcord. Adjustable hood opening with bungee. Heavy duty center front YKK 2-way zipper. Hand warmer pockets at chest

**LOGO** Flat embroidery

**INSULATION** Fellex 340g body, 150g slv and hood

**CONTENT** 100% polyester, 130gsm



BLACK (14)

## BOMBER JACKET

**SIZES** SR XS - XXL 359 8816



<b>BODY</b>	Tactical DEGREE. Rib collar, cuffs and waistband. Contrast center front and pocket zippers. Center front and pockets YKK zipper.
<b>LOGO</b>	Flat embroidery
<b>INSULATION</b>	Fellex, 60gsm
<b>CONTENT</b>	100% polyester, 130gsm




RED (13)

## LOGO S/S TRIBLEND TEE

**SIZES** SR XS - XXL 359 7311  
JR 120 - 160 359 7310 **BOOKING ONLY**

<b>FIT</b>	Slim
<b>LOGO</b>	CCM screen print
<b>CONTENT</b>	50% Polyester / 37% Cotton / 13% Rayon



RED (13)

## LOGO HOODY

**SIZES** SR XS - XXL 359 7320 **BOOKING ONLY**  
JR 120 - 160 359 7321 **BOOKING ONLY**

<b>FIT</b>	Relaxed
<b>BODY</b>	Kangaroo style pocket, rib cuffs & waistband
<b>LOGO</b>	CCM screen print
<b>CONTENT</b>	50% Polyester / 50% Cotton - 305g



BLACK (14)



GREY HEATHER



ROAYL (03)



NAVY (04)



RED (13)

## LOGO SNAP BACK

**SIZES** OSFA 359 7305 **BOOKING ONLY**

<b>BODY</b>	Structured mid-crown flat visor adjustable snapback
<b>LOGO</b>	Raised embroidered CCM logo on the front
<b>OTHER</b>	100% Wool



BLACK (14)



BURGUNDY



KELLY GREEN



ROAYL (03)



NAVY (04)



BLACK (14)



NAVY (04)



RED (13)

## TEAM STRUCTURED MESH FLEX

[NEW]

[C6432 / YT C6432] [Y 1/3]

SIZES SR S/M, L/XL 359 8841

BODY	Structured fl ex fi t with a low crown micro pique front panel fabric and breathable foam mesh back panels.
LOGO	Flat embroidered CCM on visor.
CONTENT	50% Cotton / 50% Polyester
OTHER	MOQ 6 units (Same size/ color)



BLACK (14)



NAVY (04)



RED (13)

## TEAM STRUCTURED MESH SNAP BACK

[NEW]

[C6509 / YT C6509] [Y 1/3]

SIZES SR OSFA 359 8840

BODY	Structured adjustable mesh back trucker with a mid-crown. Washed cotton front panels and structured white mesh back panels with a snap closure.
LOGO	Flat embroidered CCM on visor.
CONTENT	50% Cotton / 50% Polyester
OTHER	MOQ 6 units (Same size/ color)



BLACK (14)

\*\*SIDE VIEW SHOWN

## TEAM FLEECE POM KNIT

[NEW]

[C6990 / YT C6990] [Y 1/3]

SIZES SR OSFA 359 7191

BODY	Cuffed knit with a soft polar fleece lining and white jacquard stripes. Chunky multi-color pom and ribbed cuff.
LOGO	Raised embroidered CCM side logo.
CONTENT	100% Acrylic
OTHER	MOQ 6 units (Same size/ color)



BLACK (14)

## TEAM KNIT BEANIE

[NEW]

[C6290 / YT C6290] [Y 1/3]

SIZES SR OSFA 359 8842

BODY	Ribbed knit beanie.
LOGO	Raised embroidered CCM front logo.
CONTENT	100% Acrylic
OTHER	MOQ 6 units (Same size/ color)





BLACK (14)

## TEAM GLOVES

**[NEW]**

**SIZES** SR S, L 359 8838

**LOGO** Flat embroidery

**CONTENT** 100% polyester polar fleece



DARK GREY

## SKATE TOWEL

**[NEW]**

**SIZES** OSFA 359 8836

**SPEC** 14" x 22"

**LOGO** Embossed CCM Logo.

**CONTENT** 90% Polyester / 10% Nylon - Suede microfiber



BLACK (14)

## BATH TOWEL

**[NEW]**

**SIZES** OSFA 359 8837

**SPEC** 150cm x 70cm

**LOGO** jacquard

**CONTENT** 100% cotton, 450gsm



BLACK (14)

## CCM ONE-PIECE UNDERWEAR

**SIZES** SR S - XXL 359 0961  
JR 120 - 170 359 0960

**BODY** One-piece integrated design, straight set in sleeves, center front zipper, round neck

**LOGO** CCM Screen print

**CONTENT** 65% Cotton / 35% Polyester - 190g



BLACK (14)

## SKATE SOCK PROCUT

**SIZES** 37/40 - 41/44 - 45/47 361 0299



**PROTECTION** **DYNEEMA®, THE WORLD'S STRONGEST FIBER™**  
Low weight and abrasion resistant for exceptional cut protection without compromising comfort.

**RATING** **PROTECTIVE TESTING RATING: LEVEL 2 FOR ASTM (2005) AND EN388**

**ANTI-ODOR** **CUTEC™ COPPER FIBER**  
Provides anti-odor, hygienic protection and skin wellness for the wearer.

**CONTENT** **50% DYNEEMA, 35% NYLON, 10% POLYESTER, 5% SPANDEX**  
Strategically positioned yarns to maximize safety and comfort.  
PROTECTIVE TESTING RATING: LEVEL 2 FOR ASTM 1790 (2005) AND EN388



BLACK (14)

## CCM PROLINE BAMBOO

**SIZES** **CALF** S, M, L, XL 361 0296  
**KNEE** S, M, L, XL 361 0295

**BAMBOO RAYON** Bamboo is a biodegradable, naturally anti-microbial, anti-fungal and hypoallergenic fiber

**COMPRESSION** 2" compression arch support provides foot fatigue relief by promoting circulation.

**BOLD** Knee or calf length

**CONTENT** 61% Bamboo Rayon, 25% Rubber, 10% polyester, 2% Nylon, 2 % spandex



GRAPHITE (21)

## CCM LINER SOCK

**SIZES** **SR** 361 0298  
**JR** 361 0297

**COMFORT** Coolmax® Active fabric wicks moisture away from the skin. lycra fibre provides lasting elasticity and a memory fit that retains shape.

**BOLD** Knee Length

**CONTENT** 67% Coolmax, 17% Nylon, 14% Rubber, 2% Lycra fiber



BLACK (14)

## CCM BASIC SOCK

**SIZES** 34/35, 36/37, 38/39, 40/41, 42/43, 44/45, 46/47 361 0293

**BODY** Knee length

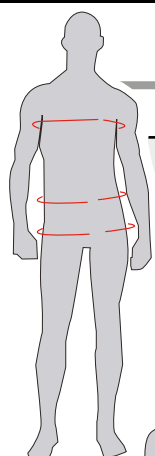
**CONTENT** 80% Cotton / 20% Polyamide





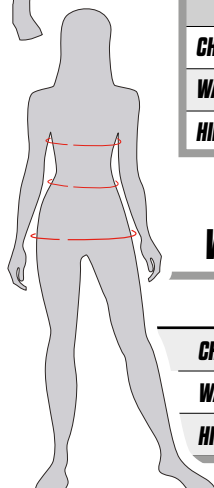
# SIZING CHART

## MEN BODY MEASUREMENTS (measurements shown are in inches)

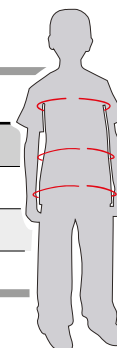


	2XS	XS	S	M	L	XL	2XL	3XL
<b>CHEST CIRCUMFERENCE</b>	31 1/2 - 34	34 - 36 1/4	36 1/4 - 39 3/8	39 3/8 - 42 1/2	42 1/2 - 46 1/2	46 1/2 - 51	51 - 56	56 - 60 5/8
<b>WAIST CIRCUMFERENCE</b>	26 3/4 - 29	29 - 31 1/2	31 1/2 - 34 5/8	34 5/8 - 37 3/4	37 3/4 - 41 3/4	41 3/4 - 47	47 - 52	52 - 57
<b>HIPS CIRCUMFERENCE</b>	32 1/4 - 33 1/2	33 1/2 - 34 1/2	34 1/2 - 36	36 - 39	39 - 42	42 - 45 5/8	45 5/8 - 53	53 - 57

## YOUTH BODY MEASUREMENTS (measurements shown are in inches)



	2XS	XS	S	M	L	XL
<b>AGE GROUP</b>	3 - 5	5 - 7	7 - 9	9 - 11	11 - 13	13 - 15
<b>CHEST CIRCUMFERENCE</b>	31 1/2 - 34	34 - 36 1/4	36 1/4 - 39 3/8	39 3/8 - 42 1/2	42 1/2 - 46 1/2	46 1/2 - 51
<b>WAIST CIRCUMFERENCE</b>	26 3/4 - 29	29 - 31 1/2	31 1/2 - 34 5/8	34 5/8 - 37 3/4	37 3/4 - 41 3/4	41 3/4 - 47
<b>HIPS CIRCUMFERENCE</b>	32 1/4 - 33 1/2	33 1/2 - 34 1/2	34 1/2 - 36	36 - 39	39 - 42	42 - 45 5/8



## WOMEN BODY MEASUREMENTS (measurements shown are in inches)

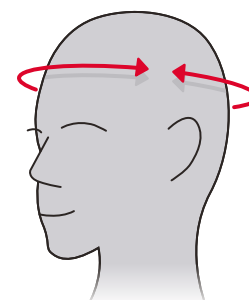
	XS	S	M	L	XL
<b>CHEST CIRCUMFERENCE</b>	32 1/4 - 34 5/8	34 5/8 - 37	37 - 39 3/4	39 3/4 - 43	43 - 46 1/2
<b>WAIST CIRCUMFERENCE</b>	26 - 28 3/8	28 3/8 - 30 3/4	30 3/4 - 33 1/2	33 1/2 - 37	37 - 41
<b>HIPS CIRCUMFERENCE</b>	36 - 38 1/4	38 1/4 - 40 1/2	40 1/2 - 43 1/4	43 1/4 - 46	46 - 49 1/4

## MEASUREMENT FOR ADULT HEADWEAR

INCHES	CM	HAT SIZE		
		FITTED	FULL FLEX	ADJUSTABLE
21 1/4	53.9	6 3/4	S/M	ONE SIZE (OSFA)
21 5/8	54.9	6 7/8		
22	55.9	7		
22 3/8	56.8	7 1/8		
22 3/4	57.8	7 1/4	L/XL	
22 1/8	58.7	7 3/8		
23 1/2	59.7	7 1/2		
23 7/8	60.6	7 5/8		
24 1/4	61.6	7 3/4	XL/XXL	
24 5/8	62.5	7 7/8		
25	63.5	8 1/4		

### YOUTH HAT SIZE REFERENCE

FLEX = 52-58 CM  
ADJ = 53-58 CM



## APPAREL FEATURES



PUT SWEAT IN ITS PLACE  
TACTICAL DRY WICKS MOISTURE AWAY FROM YOUR SKIN, HELPING YOU STAY DRIER AND COMFORTABLE



YOUR BODY IS AN AMAZING HEAT SOURCE  
TACTICAL DEGREE TRAPS BODY HEAT AND LETS SWEAT ESCAPE



STAY COOL AND COMFORTABLE  
TACTICAL COOL USES VENTILATION, MOISTURE MANAGEMENT AND FABRIC CONSTRUCTION TO HELP AID THE RELEASE OF HEAT



TACTICAL RESISTANT USES AN ANTI-MICROBIAL AGENT THAT HELPS CONTROL ODOR FOR OPTIMAL FRESHNESS OF YOUR GEAR

Body sizing: Size specifications are based on body sizing measurements. Use this size chart as a guideline when ordering, allow enough room for ease of movement. Sleeve Length: Measure from the center back of the neck, over the point of shoulder and down the outer side of the arm to the wrist bone. Chest: Measure just under the arms. Waist: Loosely measure the narrowest circumference of the waist. Size charts are for reference only. Fit may vary depending on the construction and materials.

# COMPRESSION APPAREL



## PRO 360 COMPRESSION LONG SLEEVE TOP **[NEW]**

<b>SIZES</b>	<b>SR</b>	S-XXL	359 7161
	<b>JR</b>	S - XL	359 7162

**BODY** BASE360 Cut compression zones

**FIT** Anatomical fit

**CONTENT** 85% Polyester, 15% Spandex



## PRO 360 COMPRESSION PRO PANT WITH JOCK/TABS **[NEW]**

<b>SIZES</b>	<b>SR</b>	S-XXL	359 7166
	<b>JR</b>	S - XL	359 7165

**BODY** BASE360 Cut compression zones

**FIT** Anatomical fit

**CONTENT** 85% Polyester, 15% Spandex



## COMPRESSION LONG SLEEVE TOP WITH GEL APPLICATION **[NEW]**

<b>SIZES</b>	<b>SR</b>	S-XXL	359 7164
	<b>JR</b>	S - XL	359 7163

**BODY** Dry and cool with breathable mesh. Odor resistant

**FIT** Anatomical fit

**CONTENT** 85% Polyester, 15% Spandex



## COMPRESSION SHORT SLEEVE TOP **[NEW]**

<b>SIZES</b>	<b>SR</b>	S-XXL	359 7168
	<b>JR</b>	S - XL	359 7167

**BODY** Dry and cool with breathable mesh. Odor resistant

**FIT** Anatomical fit

**CONTENT** 85% Polyester, 15% Spandex



## COMPRESSION PANT WITH GEL APPLICATION/JOCK/TABS **[NEW]**

<b>SIZES</b>	<b>SR</b>	S-XXL	359 7170
	<b>JR</b>	S - XL	359 7169

**BODY** Dry and cool with breathable mesh. Odor resistant

**FIT** Anatomical fit

**CONTENT** 85% Polyester, 15% Spandex



## COMPRESSION PANT WITH GEL APPLICATION **[NEW]**

<b>SIZES</b>	<b>SR</b>	S-XXL	359 7171
--------------	-----------	-------	----------

**BODY** Dry and cool with breathable mesh. Odor resistant

**FIT** Anatomical fit

**CONTENT** 85% Polyester, 15% Spandex



## COMPRESSION SHORT WITH JOCK/TABS **[NEW]**

<b>SIZES</b>	<b>SR</b>	S-XXL	359 7175
	<b>JR</b>	S - XL	359 7174

**BODY** Dry and cool with breathable mesh. Odor resistant

**FIT** Anatomical fit

**CONTENT** 85% Polyester, 15% Spandex



## PERFORMANCE LONG SLEEVE COMPRESSION TOP **[NEW]**

<b>SIZES</b>	<b>SR</b>	S-XXL	359 7157
	<b>JR</b>	S - XL	359 7159

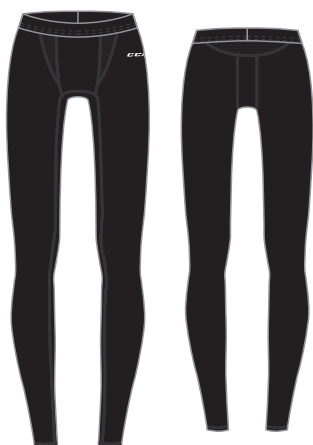
**BODY** Odor resistant. Moisture wicking. Breathable mesh

**FIT** 4-way stretch

**CONTENT** 85% Polyester, 15% Spandex



# PERFORMANCE APPAREL



## PERFORMANCE COMPRESSION PANT **[NEW]**

<b>SIZES</b>	<b>SR</b>	S-XXL	359 7188
	<b>JR</b>	S - XL	359 7187

**BODY** Odor resistant. Moisture wicking

**FIT** 4-way stretch

**CONTENT** 85% Polyester, 15% Spandex



## PERFORMANCE COMPRESSION SHORT **[NEW]**

<b>SIZES</b>	<b>SR</b>	S-XXL	359 7182
--------------	-----------	-------	----------

**BODY** Odor resistant. Moisture wicking

**FIT** 4-way stretch

**CONTENT** 85% Polyester, 15% Spandex



## PADDED GOALIE LONG SLEEVE TOP **[NEW]**

<b>SIZES</b>	<b>SR</b>	S-XXL	359 7183
	<b>JR</b>	S/M - L/XL	359 7184

**BODY** Dry and cool. Odor resistant. Breathable mesh. Padded protection zones

**FIT** stretch

**CONTENT** 85% Polyester, 15% Spandex




## PRO 360 GOALIE PANT **[NEW]**

<b>SIZES</b>	<b>SR</b>	S-XXL	359 7186
	<b>JR</b>	S - XL	359 7185

**BODY** BASE360 cut protection zones. Dry and cool. Odor resistant

**FIT** Anatomical fit

**CONTENT** 85% Polyester, 15% Spandex



## PERFORMANCE LONG SLEEVE LOOSE FIT TOP **[NEW]**

**SIZES** **SR** S-XXL 359 7189

**BODY** Odor resistant. Moisture wicking

**FIT** Athletic fit

**CONTENT** 95% Polyester, 5% Spandex



## PERFORMANCE SHORT SLEEVE LOOSE FIT TOP **[NEW]**

**SIZES** **SR** S-XXL 359 7149

**BODY** Odor resistant. Moisture wicking

**FIT** Athletic fit

**CONTENT** 95% Polyester, 5% Spandex



## PERFORMANCE LOOSE FIT PANT **[NEW]**

**SIZES** **SR** S-XXL 359 7152

**BODY** Odor resistant. Moisture wicking

**FIT** Athletic fit

**CONTENT** 95% Polyester, 5% Spandex



## PERFORMANCE LOOSE FIT SHORT **[NEW]**

**SIZES** **SR** S-XXL 359 7155

**BODY** Odor resistant. Moisture wicking

**FIT** Athletic fit

**CONTENT** 95% Polyester, 5% Spandex

## REEBOK 20P PRACTICE JERSEY [20P00]

<b>SIZES</b>	<b>SR</b>	S - XXL	459 0941
	<b>SR</b>	G	459 0943
	<b>JR</b>	S/M, L/XL	459 0940
	<b>JR</b>	G	459 0942

**BODY** Mid weight 190g/m2 Ultrafil base with contrasting inserts

**INSERT** Contrasting stretch mesh inserts

**LOGO** Reebok embroidery below collar and back neck

**CONTENT** 100% Polyester - 190 g

### AVAILABLE COLORS

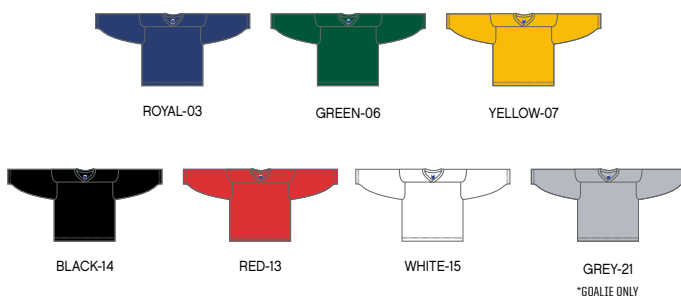


## CCM 10200 PRACTICE JERSEY [10200]

<b>SIZES</b>	<b>SR</b>	S, L, XXL	359 0123
	<b>SR</b>	G	359 0125
	<b>JR</b>	S/M, L/XL	359 0122
	<b>JR</b>	G	359 0124 *WHITE OR BLACK ONLY

**FEATURES** Screen print friendly with no bleed; ready for Team logo  
100% Polyester flat back, tight weave mesh for cool comfort  
120g/m<sup>2</sup> + light weight single-layer shoulder construction  
Crossover interlock collar for durability  
CCM transfer logo on back hem

### AVAILABLE COLORS

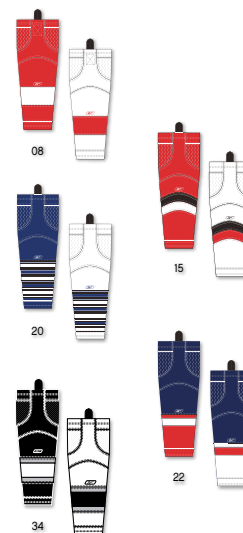




## SX100 EDGE SOCK NHL

<b>SIZES</b>	<b>SR</b> 30"	459 2511
	<b>INT</b> 28"	459 2508
	<b>JR</b> 24"	459 2510

<b>BODY</b>	Polyester with ankle bubble band and sewn in velcro
<b>ANTI-ODOR</b>	Ultra-fresh† odor-resistant treatment
<b>LOGO</b>	Vector embroidery on front
<b>CONTENT</b>	100% Polyester
<b>COLORS</b>	Detroit Red Wings (08), Ottawa Senators (15), Toronto Maple Leafs (20), Washington Capitals (22), Los Angeles Kings (34)



## SX100 EDGE SOCK SOLID


<b>SIZES</b>	<b>SR</b> 30"	459 2515
	<b>INT</b> 26"	459 2514
	<b>JR</b> 24"	459 2516

<b>BODY</b>	Polyester with ankle bubble band and sewn in velcro
<b>ANTI-ODOR</b>	Ultra-fresh† odor-resistant treatment
<b>LOGO</b>	Vector embroidery on front
<b>CONTENT</b>	100% Polyester
<b>COLORS</b>	Royal (03), Navy (04), Yellow (07), Dark green (08), Red (13), Black (14), White (15)



## SI00P KNIT SOCK

<b>SIZES</b>	<b>SR</b> 28"	359 0650
	<b>INT</b> 24"	359 0640
	<b>JR</b> 20"	359 0630



## GAITERPANT

<b>SIZES</b>	<b>SR</b>	24"	359 0259
	<b>INT</b>	20"	359 0260
	<b>CHD</b>	18"	359 0270

BODY	Polyester knit pant with elastic band under foot
CONTENT	100% Polyester
COLORS	Royal (03), Green (06), Yellow (07), Red (13), Black (14), White (15)



## NAMEBARS

<b>SIZES</b>	<b>SR</b>	OSFA 65 X 11 CM	459 1577
--------------	-----------	-----------------	----------

CONTENT	100% Polyester air-knit
COLOR	Royal (03), Navy (04), Yellow (07), Dark green (08), Stl. Royal (12), Red (13), Black (14), White (15), Sunflower (64)



## NOTES

This image shows a single sheet of white paper with horizontal ruling lines. The lines are evenly spaced and run across the width of the page. There are no margins, text, or other markings on the paper.





## 300 PLAYER WHEELED BAG [EBP300]

**SIZES** 37" H X 20" L X 17.5" W (VOLUME: 12,950 INCH<sup>3</sup>) 362 4300

<b>FABRIC</b>	<b>600D RIPSTOP POLYESTER WITH TARPAULIN BOTTOM PANEL</b> Provides durability against wear and tear.
<b>WHEELS</b>	<b>ALL-TERRAIN WHEELS</b> Enhances stability and ease of maneuvering on all surfaces.
<b>INTERIOR</b>	<b>REMOVABLE SHELVES SYSTEM FOR EACH PIECE OF EQUIPMENT</b> Keeps gear organized.
<b>FRAMING</b>	<b>RECTANGULAR SHAPE WITH RIGID INTERIOR METAL FRAME</b> Bag keeps its shape even when empty.
<b>HANDLES</b>	<b>REINFORCED EXTERIOR GRAB HANDLES</b> Facilitates ease of transportation.
<b>VENTILATION</b>	<b>MESH COVERED DIAMOND VENTILATION HOLES</b> Allow air flow throughout the main compartment.
<b>ACCESSORIES</b>	<b>THREE INTERIOR ORGANIZER POCKETS</b> <b>SKATE MAT</b>
<b>COLOR</b>	BLACK



BLACK

## 290 PLAYER WHEELED BACKPACK [EBP290]

**SIZES** **LARGE** 18" L X 26" H X 17" W (VOLUME: 7,956 INCH<sup>3</sup>) 362 4310  
**MEDIUM** 17" L X 25" H X 16" W (VOLUME: 6,800 INCH<sup>3</sup>) 362 4311

<b>FABRIC</b>	<b>600D RIPSTOP POLYESTER WITH TARPAULIN BOTTOM PANEL</b> Provides durability against wear and tear.
<b>WHEELS</b>	<b>ALL-TERRAIN WHEELS</b> Enhances stability and ease of maneuvering on all surfaces.
<b>INTERIOR</b>	<b>REMOVABLE SHELVES SYSTEM FOR EACH PIECE OF EQUIPMENT</b> Keeps gear organized.
<b>FRAMING</b>	<b>RECTANGULAR SHAPE WITH RIGID INTERIOR METAL FRAME</b> Bag keeps its shape even when empty.
<b>HANDLES</b>	<b>REINFORCED EXTERIOR GRAB HANDLES</b> Facilitates ease of transportation.
<b>VENTILATION</b>	<b>MESH COVERED DIAMOND VENTILATION HOLES</b> Allow air flow throughout the main compartment.
<b>ACCESSORIES</b>	<b>THREE INTERIOR ORGANIZER POCKETS</b> <b>SKATE MAT</b>
<b>COLORS</b>	<b>18"</b> BLACK, BLACK/RED, BLACK/SUNFLOWER, NAVY/WHITE <b>17"</b> BLACK, BLACK/RED



BLACK

## 280 PLAYER DELUXE WHEELED BAG

[EBP280]

<b>SIZES</b>	37" L X 19" H X 16.5" W (VOLUME: 11,599 INCH <sup>3</sup> )	362 4320
	33" L X 17" H X 15.5" W (VOLUME: 8,695 INCH <sup>3</sup> )	362 4321

<b>FABRIC</b>	<b>600D RIPSTOP POLYESTER WITH TARPAULIN BOTTOM PANEL</b> Provides durability against wear and tear.
<b>WHEELS</b>	<b>ALL-TERRAIN WHEELS</b> Enhances stability and ease of maneuvering on all surfaces.
<b>INTERIOR</b>	<b>REMOVABLE SHELVES SYSTEM FOR EACH PIECE OF EQUIPMENT</b> Keeps gear organized.
<b>FRAMING</b>	<b>RECTANGULAR SHAPE WITH RIGID INTERIOR METAL FRAME</b> Bag keeps its shape even when empty.
<b>HANDLES</b>	<b>REINFORCED EXTERIOR GRAB HANDLES</b> Facilitates ease of transportation.
<b>VENTILATION</b>	<b>MESH COVERED DIAMOND VENTILATION HOLES</b> Allow air flow throughout the main compartment.
<b>ACCESSORIES</b>	<b>THREE INTERIOR ORGANIZER POCKETS</b> <b>SKATE MAT</b>
<b>COLORS</b>	37" BLACK 33" BLACK



BLACK

## 270 PLAYER BASIC WHEELED BAG

[EBP270]

<b>SIZES</b>	37" L X 19" H X 16.5" W (VOLUME: 11,599 INCH <sup>3</sup> )	362 4330
	33" L X 17" H X 15.5" W (VOLUME: 8,695 INCH <sup>3</sup> )	362 4331

<b>FABRIC</b>	<b>600D RIPSTOP POLYESTER CONSTRUCTION</b> Provides lightweight and durability against wear.
<b>WHEELS</b>	<b>ALL-TERRAIN WHEELS</b> Enhances stability and ease of maneuvering on all surfaces.
<b>BACKING</b>	<b>TARPAULIN BOTTOM PANEL</b> Added protection against wear and tear.
<b>HANDLE</b>	<b>REINFORCED WEBBED SIDE AND END CARRY HANDLES</b> Facilitates ease of transportation.
<b>INTERNAL</b>	<b>WIDE MESH ZIPPERED LAUNDRY POCKET</b> Separated compartment meant to hold your towel and base layers.
<b>ACCESSORIES</b>	<b>INTERNAL ACCESSORY POCKET</b> <b>PLAYER ID POCKET</b>
<b>COLORS</b>	37" BLACK 33" BLACK



BLACK

## 250 PLAYER DELUXE CARRY BAG

[EBP250]

<b>SIZES</b>	37" L X 19" H X 16.5" W (VOLUME: 11,599 INCH <sup>3</sup> )	362 4340
	33" L X 17" H X 15.5" W (VOLUME: 8,695 INCH <sup>3</sup> )	362 4341

<b>FABRIC</b>	<b>600D RIPSTOP POLYESTER CONSTRUCTION</b> Provides lightweight and durability against wear.
<b>EXTERIOR</b>	<b>2 END SKATE POCKETS</b> Added storage capacity is practical and functionally useful.
<b>BACKING</b>	<b>TARPAULIN BOTTOM PANEL</b> Added protection against wear and tear.
<b>HANDLE</b>	<b>REINFORCED WEBBED SIDE AND END CARRY HANDLES</b> Stows away when not in use.
<b>INTERNAL</b>	<b>WIDE MESH ZIPPERED LAUNDRY POCKET</b> Separated compartment meant to hold your towel and base layers.
<b>ACCESSORIES</b>	<b>INTERNAL ACCESSORY POCKET</b> <b>PLAYER ID POCKET</b>
<b>COLORS</b>	37" BLACK 33" BLACK



BLACK

## 240 PLAYER BASIC CARRY BAG [EBP240]

<b>SIZES</b>	37" L X 19" H X 16.5" W (VOLUME: 11,599 INCH <sup>3</sup> )	362 4350
	33" L X 17" H X 15.5" W (VOLUME: 11,599 INCH <sup>3</sup> )	362 4351
	30" L X 15" H X 14.5" W (VOLUME: 11,599 INCH <sup>3</sup> )	362 4352

<b>FABRIC</b>	<b>600D RIPSTOP POLYESTER CONSTRUCTION</b> Provides lightweight and durability against wear.
<b>BACKING</b>	<b>TARPAULIN BOTTOM PANEL</b> Added protection against wear and tear.
<b>HANDLE</b>	<b>REINFORCED WEBBED SIDE AND END CARRY HANDLES</b> Facilitates ease of transportation.
<b>INTERNAL</b>	<b>WIDE MESH ZIPPERED LAUNDRY POCKET</b> Separated compartment meant to hold your towel and base layers.
<b>ACCESSORIES</b>	<b>INTERNAL ACCESSORY POCKET</b> <b>PLAYER ID POCKET</b>
<b>COLORS</b>	37" BLACK 33" BLACK 30" BLACK



BLACK

## 210 PLAYER CORE WHEELED BAG [EBP210]

<b>SIZES</b>	38" L X 18" H X 16" W (VOLUME: 7,956 INCH <sup>3</sup> )	362 4365
	32" L X 16" H X 14" W (VOLUME: 6,800 INCH <sup>3</sup> )	362 4366

<b>FABRIC</b>	<b>600D POLYESTER CONSTRUCTION</b>
<b>WHEELS</b>	<b>ALL-TERRAIN WHEELS</b>
<b>HANDLE</b>	<b>2" WEBBING CARRY HANDLES</b>
<b>LOGO</b>	<b>OVERSIZED SCREEN PRINTED CCM LOGO</b>
<b>COLORS</b>	38" BLACK 32" BLACK



## 190 PLAYER CORE CARRY BAG [EBP190]

<b>SIZES</b>	38" L X 18" H X 16" W (VOLUME: 11,599 INCH <sup>3</sup> )	362 4360
	32" L X 16" H X 14" W (VOLUME: 11,599 INCH <sup>3</sup> )	362 4361
	24" L X 15" H X 13.5" W (VOLUME: 11,599 INCH <sup>3</sup> )	362 4362

<b>FABRIC</b>	<b>600D POLYESTER CONSTRUCTION</b>
<b>HANDLE</b>	<b>2" WEBBING CARRY HANDLES</b>
<b>LOGO</b>	<b>OVERSIZED SCREEN PRINTED CCM LOGO</b>
<b>COLORS</b>	38" BLACK 32" BLACK 24" BLACK





## PRO TEAM BAG

[EBTPRO]

**SIZES** 32" L X 20" H X 15" W (VOLUME: 11,599 INCH<sup>3</sup>) 362 4400

**FABRIC** HEAVY DUTY WATER-RESISTANT TARPULIN  
Provides long-term durability against wear and tear.

**EXTERIOR** BOTH SIDE PANELS BLANK  
Player or team can personalize the bag.

**HANDLE** REINFORCED WEBBED SIDE AND END CARRY HANDLES  
Facilitate ease of transportation.

**VENTILATION** AIR GROMMETS  
Allows air flow throughout the main compartment.

**ACCESSORIES** INTERNAL ZIPPERED MESH ACCESSORY POCKET  
PLAYER ID POCKET

**COLORS** 32" BLACK/WHITE



BLACK/WHITE

## PRO CORE BAG

[EBCCMPRO]

**SIZES** 38" L X 20" H X 18" W (VOLUME: 7,956 INCH<sup>3</sup>) 362 4240

**FABRIC** TOP-QUALITY 600D POLYESTER CONSTRUCTION  
Provides long-term durability against wear and tear.

**INTERIOR** LARGE INTERNAL ACCESSORY POCKET  
Provide better storage and packability.

**EXTERIOR** BOTH SIDE PANELS BLANK  
Allowed team personalization.

**HANDLE** REINFORCED WEBBED CARRYING HANDLES AT EACH END  
Facilitate transportation and comfort.

**VENTILATION** VENTILATION GROMMETS AT SIDES  
Allow air flow-through to promote freshness.

**ACCESSORY** PLAYER ID POCKET

**COLORS** BLACK, NAVY, RED



NAVY

RED



BLACK

## TEAM SPORT BAG

[EBSPPRO]

**SIZES** 24" L X 14" H X 14" W (VOLUME: 11,599 INCH<sup>3</sup>) 362 4250

**FABRIC** HEAVY DUTY WATER-RESISTANT TARPULIN  
Provides durability against wear and tear.

**EXTERIOR** LARGE END POCKETS  
Added storage and organization.

**HANDLE** REINFORCED WEBBED CARRY STRAPS WITH ADJUSTABLE AND REMOVABLE SHOULDER STRAP  
Provides custom comfort.

**BACK** BACK PANEL BLANK  
Allowed team personalization.

**ACCESSORY** PLAYER ID POCKET

**COLORS** BLACK



BLACK



## SPORT BACKPACK [EBSPBP]

**SIZES** 13.5" L X 19.5" H X 7" W 362 4370

<b>FABRIC</b>	<b>600D RIPSTOP POLYESTER CONSTRUCTION</b> Provides durability and lightweight.
<b>POCKETS</b>	<b>SPACIOUS MAIN COMPARTMENT WITH ACCESSORY POCKETS</b> Offers additional storage.
<b>INTERIOR</b>	<b>PADDED LAPTOP COMPARTMENT</b> Provides additional protection.
<b>HANDLE</b>	<b>PADDED STRAPS AND BACK</b> Increase comfort.
<b>ACCESSORY</b>	<b>2 EXTERNAL SIDE SKATE CARRYING STRAPS</b>
<b>COLORS</b>	BLACK



## SPORT BAG [EBSPB]

**SIZES** 24" L X 13" H X 12" W (VOLUME: 11,599 INCH<sup>3</sup>) 362 4380

<b>FABRIC</b>	<b>600D POLYESTER CONSTRUCTION</b> Provides durability against wear and tear.
<b>EXTERIOR</b>	<b>LARGE END POCKETS</b> For additional storage.
<b>HANDLE</b>	<b>WEB HANDLE WITH PADDED UNI-GRIP. REMOVABLE AND ADJUSTABLE SHOULDER STRAP</b> Provide custom comfort.
<b>ACCESSORY</b>	<b>PLAYER ID POCKET</b>
<b>COLORS</b>	BLACK



## BUSINESS BRIEF CASE [EBBFCCM]

**SIZES** 16" L X 12" H X 6.5" W 362 4372

<b>FABRIC</b>	<b>900D POLYESTER CONSTRUCTION</b> Provides durability and lightweight.
<b>POCKETS</b>	<b>MULTIPLE ZIPPERED ACCESSORY POCKETS</b> Provides additional storage.
<b>INTERIOR</b>	<b>PADDED LAPTOP COMPARTMENT AND ORGANIZER POCKETS FOR ACCESSORIES</b> Ease of transport and provide protection for valuables.
<b>HANDLE</b>	<b>PADDED CARRY HANDLE AND ADJUSTABLE SHOULDER STRAP</b> Increase comfort.
<b>ACCESSORY</b>	<b>SECURE WEBBING STRAP ON BACK PANEL SLIDES OVER ANY RETRACTABLE LUGGAGE HANDLE SYSTEM FOR EASE OF TRANSPORT</b>
<b>COLORS</b>	BLACK



## SKATE BAG

**SIZES** 15.5" L X 12" H X 8.5" W 362 4410

<b>FABRIC</b>	<b>600D POLYESTER CONSTRUCTION</b> Provides long-term durability.
<b>POCKETS</b>	<b>ONE LARGE SKATE POCKETS</b>
<b>COLORS</b>	BLACK/YELLOW, BLACK/RED

## TOILETRY BAG

[EBSMBGCCM]

**SIZES** 10.75" L X 6" H X 4.75" W 362 4265

**FABRIC** HEAVY DUTY WATER-RESISTANT TARPULIN  
Provides durability against wear and tear.

**INTERIOR** INTERNAL MESH POCKET  
Provides additional storage.

**COLORS** BLACK



## DELUXE PUCK BAG

[EBPUCKDLX]

**SIZES** 11" L X 13" H X 9" W 362 4270

**FABRIC** RUGGED 1680D NYLON/POLYESTER CONSTRUCTION  
Provides durability against wear and tear.

**INTERIOR** CAN HOLD APPROXIMATELY 60 PUCKS  
Maximize storage.

**HANDLE** ADJUSTABLE/REMOVABLE CARRY STRAP WITH NON-SLIP FOAM PAD  
Provide custom comfort.

**ACCESSORY** FOAM INSULATED LINER

**COLORS** BLACK



## HELMET BAG

[EBHELMET]

**SIZES** OSFA 19.5" X 17" 362 4139

**FABRIC** TRICOT BAG TO KEEP YOUR HELMET IN BEST CONDITION

**INTERIOR** SOFT TRICOT INTERIOR

**HANDLE** PULL STRING CLOSURE TO KEEP YOUR HELMET INSIDE.

**COLORS** BLACK





## OFFICIALS' BAG [EB0FFWH]

**SIZES** 30" L X 16" H X 14" W (VOLUME: 6,720 INCH3) 362 4375

**FABRIC** 600D RIPSTOP POLYESTER CONSTRUCTION  
Provides lightweight and durability against wear.

**WHEELS** ALL-TERRAIN WHEELS  
Ease of mobility on all surfaces.

**INTERIOR** 2 MAIN COMPARTMENTS WITH REMOVABLE DIVIDER  
Keeps gear organized.

**HANDLE** REINFORCED RETRACTABLE HANDLE  
Stows away when not in use.

**ZIPPERS** #10 INTERLOCKING ZIPPER PULLERS  
Built to last.

**ACCESSORY** REFEREE ID POCKET

**COLORS** BLACK



## STICK BAG [EBSTICCM]

**SIZES** 71" L X 14.5" H 362 4008

**FABRIC** HEAVY-DUTY POLYESTER  
Provides durability against wear and tear.

**INTERIOR** HOLDS 2 STICKS  
Maximizes storage.

**HANDLE** EASY-TO-CARRY STRAP  
Facilitates transport.

**COLORS** BLACK



## TEAM WHEELED STICK BAG [EBTSTIWH]

**SIZES** 77" L X 10" H X 15" W 362 4280

**FABRIC** HEAVY DUTY WATER-RESISTANT TARPULIN  
Provides durability against wear and tear.

**INTERIOR** ALL-TERRAIN WHEELS  
Enhances stability and ease of maneuvering on all surfaces.

**HANDLE** EASY-TO-CARRY STRAP  
Facilitates transport.

**OTHER** HOLDS 70+ PLAYER STICKS  
Maximizes storage.

**COLORS** BLACK











## RBZ 500 CUT RESISTANT NECK GUARD [ACN6R500]

**SIZES** SR 361 3110 JR 361 3115



<b>FIT</b>	<b>SOFT MOLDED SHAPE AROUND NECK WITH BIB</b> OFFERS A HIGH LEVEL OF COMFORT AND FREEDOM OF MOVEMENT.
<b>MATERIAL</b>	<b>DYNEEMA CUT RESISTANT MATERIAL</b> HELPS PREVENT INJURIES FROM CUTS WHILE, INCREASING BREATHABILITY.
<b>INTERIOR</b>	<b>SOFT INNER LINER</b> PREVENTS FROM SKIN IRRITATION.
<b>ADJUSTABLE</b>	<b>ADJUSTABLE VELCRO® STRAP</b> PROVIDES EASY CUSTOM FIT.
<b>CERTIFICATION</b>	<b>CE &amp; BNQ-APPROVED CERTIFIED PROTECTION</b>



## CCM PRO NECK GUARD

**SIZES** SR 361 3100 JR 361 3105



<b>FIT</b>	<b>SOFT TWO-PIECE CONSTRUCTION</b> OFFERS A HIGH LEVEL OF COMFORT AND FREEDOM OF MOVEMENT.
<b>MATERIAL</b>	<b>DYNEEMA CUT RESISTANT MATERIAL</b> HELPS PREVENT INJURIES FROM CUTS WHILE, INCREASING BREATHABILITY.
<b>ADJUSTABLE</b>	<b>ADJUSTABLE VELCRO® STRAP WITH ARM LOOP</b> PROVIDES EASY AND SECURE CUSTOM FIT.
<b>CERTIFICATION</b>	<b>CE-APPROVED CERTIFIED PROTECTION</b>

**COLOR** BLACK, WHITE



## CCM X30 NECK GUARD

**SIZES** SR 361 3120 JR 361 3125

<b>MATERIAL</b>	<b>BIG FRONT PLATE FOR EXTRA PROTECTION</b>
<b>ADJUSTABLE</b>	<b>SOFT VELCRO® ADJUSTABLE NECKGUARD</b>
<b>CERTIFICATION</b>	<b>CE-APPROVED CERTIFIED PROTECTION</b>

**COLOR** BLACK



## PRO JOCK STRAP [ACJPRO]

**SIZES** DSFA 361 0215

**CUP** **FITLITE™ CUP WITH SOFT LINER AND HARD SHELL**  
OFFERS MAXIMUM PROTECTION AND COMFORT AROUND GROIN AREA.

**WAIST** **2.25" HEAVY DUTY STRETCH WAISTBAND**  
PROVIDES BETTER SUPPORT AND COMFORT.

**STRAPS** **EXTRA DURABLE 1" THIGH STRAPS WITH DOUBLE STITCHING**



## PRO JOCK WITH GARTERBELT

**SIZES** SR 361 0207

**CUP** **FITLITE™ CUP WITH SOFT LINER AND HARD SHELL**  
OFFERS MAXIMUM PROTECTION AND COMFORT AROUND GROIN AREA.

**WAIST** **2.25" HEAVY DUTY STRETCH WAISTBAND**  
PROVIDES BETTER SUPPORT AND COMFORT.

**STRAPS** **EXTRA DURABLE 1" THIGH STRAPS WITH DOUBLE STITCHING**  
WITH GARTERBELT AND PLASTIC LOOPS.



## CCM JOCK [ACJCCM]

**SIZES** SR 361 0212 JR 361 0211 YT 361 0210

**CUP** **ERGONOMIC MOLDED CUP CAVITY**

**WAIST** **2.25" HEAVY DUTY STRETCH WAISTBAND**  
PROVIDES BETTER SUPPORT AND COMFORT.

**STRAPS** **EXTRA DURABLE 1" THIGH STRAPS WITH DOUBLE STITCHING**



## CCM JOCK COMBO

**SIZES** SR 361 0205 JR 361 0204 YT 361 0203

CUP	ERGONOMIC MOLDED CUP CAVITY
WAIST	2.25" HEAVY DUTY STRETCH WAISTBAND PROVIDES BETTER SUPPORT AND COMFORT.
STRAP	EXTRA DURABLE 1" THIGH STRAPS WITH DOUBLE STITCHING WITH GARTERBELT AND PLASTIC LOOPS.



## FEMALE PELVIC PROTECTOR [ACPVLV]

**SIZES** SR 361 0221 JR 361 0220

PELVIC	HIGH LEVEL PERFORMANCE PELVIC PROTECTOR
WAIST	2.5" HEAVY DUTY STRETCH WAISTBAND
STRAP	EXTRA DURABLE 1" THIGH STRAPS WITH DOUBLE STITCHING



## GARTER BELT [ACBELT]

**SIZES** SR 361 0257 JR 361 0258

WAIST	2.5" HEAVY DUTY STRETCH WITH ADJUSTABLE VELCRO® WAISTBAND
STRAPS	EXTRA DURABLE 1.25" THIGH STRAPS WITH DOUBLE STITCHING
LOOPS/CLIPS	ROBUST RUBBER HOOKS WITH ADJUSTABLE METAL FASTENERS OR WITH METAL CLIPS.





## SUSPENDERS [ACSUSP]

**CLIP:** SR 361 0254 JR 361 0252 **BUTTONS:** SR 361 0255 JR 361 0253

**STRAPS** 1.5" HEAVY DUTY ADJUSTABLE ELASTIC BAND

**LOOPS** INDEPENDENT LOOPS OR CLIPS

**HOOKS** NEW IMPROVED ROBUST RUBBER HOOKS



## LACE BITE PROTECTION [ACBITE]

**SIZES** OSFA 349 0024

**MATERIAL** SOFT POLYESTER SLEEVE WITH PU GEL PAD  
HELPS PREVENT FROM FOOT INJURY FROM LACE BITE.

**SHAPE** ERGONOMIC GEL PAD SHAPE  
OFFERS BETTER FIT AND INCREASES COMFORT.



## CCM EASY STEP [ACSTEP]

**SIZES** OSFA 25 PAIRS **ART. NO.** 371 0015

**MATERIAL** HARD PE MATERIAL FOR LONG-TERM DURABILITY

**ADJUSTMENT** EASY LENGTH ADJUSTMENT SYSTEM FOR CUSTOM FIT

**FIT** COMPATIBLE WITH ALL SKATE BLADES AND HOLDERS

**LOGO** CCM LOGO PRINTS



## CCM PROLINE SOAKER

<b>SR</b>	361 3188
<b>MATERIAL</b>	WATER RESISTANT NYLON AS OUTER MATERIAL. TERRY LINER THAT ABSORBS EXCESS WATER
<b>CONSTRUCTION</b>	DURABLE ELASTIC BAND TO SLIP-ON ALL SKATES
<b>LOGO</b>	CCM TAB IN HEEL
<b>COLOR</b>	BLACK, RED



## CCM BLADE COVER

<b>SIZES</b>	SR 361 3186 JR 361 3185
<b>MATERIAL</b>	COTTON TERRY CLOTH ABSORBS WATER FROM THE BLADE
<b>CONSTRUCTION</b>	DURABLE ELASTIC BAND TO SLIP-ON ALL SKATES
<b>LOGO</b>	CCM TAB IN HEEL
<b>COLOR</b>	BLACK, RED



## CCM PROLINE SKATEGUARD


361 3190

<b>MATERIAL</b>	WATER RESISTANT NYLON. INNER MOLDED EVA FOAM AND VCI IMPREGNATED LINER
<b>CONSTRUCTION</b>	DURABLE ELASTIC BAND TO SLIP-ON ALL SKATES
<b>LOGO</b>	CCM TAB IN HEEL
<b>COLOR</b>	BLACK



## SKATEGUARD PSG I BK

<b>SALES LOT</b>	<b>ART. NO.</b>
25 PAIRS	359 0698



## SKATEGUARD UNI #1 MIX

<b>SALES LOT</b>	<b>ART. NO.</b>
25 PAIRS	359 0696



## SKATEGUARD PSG I MIX

<b>SALES LOT</b>	<b>ART. NO.</b>
25 PAIRS	359 0695 *MIXED COLOURS



## STREET HOCKEY GOAL [ACGOALCCM]

**SIZES** 72" L X 48" H X 30" W 361 0280  
54" L X 44" H X 20" W 361 0270

**CONSTRUCTION** WELDED STEEL TUBE, RIGID CONSTRUCTION  
**LOOPS** WELDED METAL LOOPS, EASY AND FAST TO THREAD NET  
**PAINT** POWDER COATING FINISH RESISTS VARIOUS WEATHER CONDITIONS  
**NET** DURABLE MESH NET  
EASY ASSEMBLY, NO TOOLS REQUIRED

\* REPLACEMENT NET AVAILABLE [ACNETCCM]



## ICE SHOOTER TUTOR [ACTUTOICE]

**SIZES** 72" 361 0120

**CONSTRUCTION** HEAVY DUTY POLYESTER WITH PVC BACKING CONSTRUCTION  
**STRAPS** BUNGEE CORDS FOR DURABILITY  
**DESIGN** 5-HOLE DESIGN WITH 4 MESH POCKETS



\* GOAL NOT INCLUDED

## STREET SHOOTER TUTOR [ACTUTOCCM]

**SIZES** 54" 361 0131

**CONSTRUCTION** HEAVY DUTY TARPULIN CONSTRUCTION  
**STRAPS** EASILY ADJUSTABLE VELCRO® FASTENERS  
**FEATURING** CAREY PRICE



\* GOAL NOT INCLUDED



## CCM MINI HOCKEY SET [ACMINICCM]

361 0108

CONSTRUCTION	DURABLE CONSTRUCTION
SHAPE	TOP SHELF PRO STYLE MINI NET
NET	SLEEVE NETTING FOR EASY AND FAST ASSEMBLY
	INCLUDES: 2 MINI GOALS, 2 STICKS, 1 BALL



## CAREY PRICE STEEL MINI HOCKEY DELUXE SET [ACMINISPRI]

361 0105

CONSTRUCTION	STEEL POST FOR LONG-TERM DURABILITY
SHAPE	TOP SHELF PRO STYLE MINI NET
NET	LACE & NETTING FOR EASY AND FAST ASSEMBLY
SHOOTER TUTOR	CAREY PRICE SHOOTER TUTOR
	INCLUDES: 2 MINI GOALS, 2 STICKS, 1 BALL



## CCM CUSTOM MOUTHGUARD [MGSISUAERO] [MGSISUKID]

**SIZES**  
SR 361 0291  
JR 361 0290

TECHNOLOGY	CRUMPLE ZONE TECHNOLOGY STRONGER THAN STANDARD EVA MOUTHGUARD FOR MAXIMUM PROTECTION
THICKNESS	1.6MM - 50% THINNER THAN STANDARD EVA MOUTHGUARD FOR ULTIMATE COMFORT
PERFORMANCE	RE-ENGINEERED PERFORATIONS TO INCREASE STRENGTH
FIT	CUSTOM FIT WITHIN 2 MINUTES. RE-MOLDABLE FOR ULTIMATE FIT
COLORS	WHITE, RED

POWERED BY  
**SISU**



## WATER BOTTLES

1.0 LITRE [WHITE]	361 0710
0.7 LITRE [RED]	361 0703
BOTTLE TUBE 10 PCS	461 0712



1,0L

0,7L

## CCM SHIN STRAP [SSTRAP]

SIZES SR 361 3180

MATERIAL	2" HEAVY DUTY ELASTIC BAND
STRAPS	TWO DIFFERENT LENGTH STRAPS FOR UPPER AND LOWER PART OF SHIN GUARD
ADJUSTMENT	LONG VELCRO® ATTACHMENT FOR CUSTOMIZED FIT



## CCM SHIN STRAP VELCRO

SIZES SR 361 0256

STRAPS	TWO STRAPS WITH FULL VELCRO WHITE WITH CCM BRANDING
--------	---



## COACHING BOARD [ACCBRD]

SIZES REGULAR 361 0250 JUMBO 361 0251

MATERIAL	PE CONSTRUCTION WITH CLIP FOR ERASABLE MARKER
VIEW	LARGE BOARD WITH FULL ICE VIEW
	BLACK ERASABLE MARKER INCLUDED





## PROLINE GREEN

500 ML 361 3202  
215 ML 361 3201

NEUTRALIZER	NEUTRALIZES ODOR WITH ENVIRONMENTAL CHEMISTRY TECHNOLOGY
DESTROYER	ELIMINATES ODORS USING HARMLESS BACTERIA
FUNCTION	PRO GREEN IS USED AND RECOMMENDED TO ELIMINATE FOUL ODOR ON ALL SPORTS EQUIPMENT



## PROLINE GLOVE

125 ML 361 3200

NEUTRALIZER	NEUTRALIZES ODOR WITH ENVIRONMENTAL CHEMISTRY TECHNOLOGY
DESTROYER	ELIMINATES ODORS USING HARMLESS BACTERIA
FUNCTION	PRO GREEN IS USED AND RECOMMENDED TO ELIMINATE FOUL ODOR ON ALL SPORTS EQUIPMENT



## CCM LACES PROLINE WAXED

SIZES	COLORS	SALES LOT	ART. NO.
213-330 CM	YELLOW (07), BLACK (14), WHITE (15)	6	349 0845



## CCM LACES PROLINE WIDE

SIZES	COLORS	SALES LOT	ART. NO.
213-330 CM	BLACK (14), WHITE (15)	6	349 0847



# ACCESSORIES

## PUCK CCM JR 3 PACK

	ART. NO	SALES LOT
3 PACK	361 0740	1 PACK

## PUCK CCM TRAINING 3 PACK

	ART. NO	SALES LOT
3 PACK	361 0741	1 PACK

## PUCK CCM LIGHT BLUE 3 PACK

	ART. NO	SALES LOT
3 PACK	361 0742	1 PACK

## PUCK CCM JR

	ART. NO	SALES LOT
	361 0745	100/10

## PUCK CCM SR

	ART. NO	SALES LOT
	361 0746	100

## PUCKS APPROVED "SWEDEN"

	ART. NO	SALES LOT
	361 0747	100

## PUCK LIGHT BLUE

	ART. NO	SALES LOT
1 PACK	361 0748	100 / 10

## PUCKS APPROVED "SWEDEN" SMUDGEFREE

		ART. NO	SALES LOT
PUCK 849 SR NON-GREASY	1 PACK	361 0749	100 / 10



## PUCK CCM SMUDGE FREE

1 PACK	<b>ART. NO</b> 361 0744	<b>SALES LOT</b> 100/10
--------	----------------------------	----------------------------

## TAPE CLOTH

	<b>COLORS</b>	<b>ART. NO</b>	<b>SALES LOT</b>
25 MM X 20 M	BLK (14), WHI (15)	361 1321	54
24 MM X 50 M	BLK (14), WHI (15)	361 1322	48
36 MM X 25 M	BLK (14), WHI (15)	361 1323	40

## TAPE SHIN

	<b>COLORS</b>	<b>ART. NO</b>	<b>SALES LOT</b>
25 MM X 20 M	WHI (15), CLEAR (00)	361 1310	100/10

## TAPE CLEAR SHIN

	<b>COLORS</b>	<b>ART. NO</b>	<b>SALES LOT</b>
24 MM X 30 M	CLEAR (00)	361 1318	36

## FLEX TAPE

	<b>COLORS</b>	<b>ART. NO</b>	<b>SALES LOT</b>
38 MM X 4,5 M	RED (13), BLK (14)	361 1312	132/32

## FRICTION TAPE

	<b>COLORS</b>	<b>ART. NO</b>	<b>SALES LOT</b>
19 MM X 18 M	BLACK (14)	361 0878	108

## TAPE TEAM PACK CLOTH

	<b>COLORS</b>	<b>ART. NO</b>	<b>SALES LOT</b>
24 MM X 25 M	BLK (14), WHI (15)	361 1327	1 PACK, 72 PCS

## TAPE VALUE PACK (04)

	<b>COLORS</b>	<b>ART. NO</b>	<b>SALES LOT</b>
4 PCS	2 CLEAR + 2 WHITE CLOTH	361 1325	1 PACK





# ***ULTRA TACKS INLINE SKATE***





# ULTRA TACKS INLINE SKATE



HEAT MOLDABLE

HEAT MOLDABLE

## TACKS 5R92 INLINE SKATE

[RH5R92]

### SIZES

SR	6-12	D	FULL/HALF	353 5561
JR	1-5	D	FULL	353 5560

### WHEELS

SR	4 X 80MM
JR	(2, 3) 4 X 72MM, (4, 5) 4 X 76MM

## TACKS 3R92 INLINE SKATE

[RH3R92]

### SIZES

SR	6-12	D	FULL/HALF	353 5571
JR	1-5	D	FULL	353 5570

### WHEELS

SR	4 X 80MM
JR	(1-3) 4 X 72MM, (4, 5) 4 X 76MM

## TACKS 1R92 INLINE SKATE

[RH1R92]

### SIZES

SR	6-12	D	FULL	353 5582
JR	1-5	D	FULL	353 5581
YT	10-13	D	FULL	353 5580

### WHEELS

SR	4 X 80MM
JR	(1-3) 4 X 72MM, (4, 5) 4 X 76MM
YT	3 X 68MM

QUARTER PACKAGE	<b>SYNTHETIC POWER FORM COMPOSITE</b> DURABLE BOOT WITH ELITE STRUCTURAL STIFFNESS AND A COMPOSITE SKIN FINISH.	QUARTER PACKAGE	<b>SYNTHETIC TECH FORM BOOT</b> A DURABLE OUTER SHELL WITH EXCELLENT FOOT SUPPORT AND COMFORT.	QUARTER PACKAGE	<b>SYNTHETIC FORM BOOT</b> A DURABLE OUTER SHELL WITH EXCELLENT FOOT SUPPORT AND COMFORT.
LINER	<b>TWO-TONE BRUSHED MICRO-FIBER</b> PROVIDES COMFORT AND A RESISTANCE TO WEAR AND TEAR.	LINER	<b>TWO-TONE BRUSHED MICRO-FIBER</b> PROVIDES COMFORT AND A RESISTANCE TO WEAR AND TEAR.	LINER	<b>BRUSHED MICRO-FIBER</b> PROVIDES COMFORT AND A RESISTANCE TO WEAR AND TEAR.
TONGUE	<b>FELT TONGUE WITH EMBOSSED LACE-BITE PROTECTION</b> 7MM FELT WITH REINFORCEMENT LAYERS FOR INCREASED COMFORT AND PROTECTION.	TONGUE	<b>FELT TONGUE WITH EMBOSSED LACE-BITE PROTECTION</b> 7MM FELT FOR COMFORT AND PROTECTION.	TONGUE	<b>FELT TONGUE</b> 5MM FELT TONGUE FOR COMFORT AND PROTECTION.
OUTSOLE	<b>INJECTED OUTSOLE WITH GRAPHICS &amp; CONCAVE SHAPE</b> SOLID ENERGY TRANSFER PROFILE WITH ECLECTIC VISUAL DESIGN.	OUTSOLE	<b>INJECTED OUTSOLE WITH GRAPHICS &amp; CONCAVE SHAPE</b> SOLID ENERGY TRANSFER PROFILE WITH ECLECTIC VISUAL DESIGN.	OUTSOLE	<b>INJECTED OUTSOLE WITH CONCAVE SHAPE</b> SOLID ENERGY TRANSFER PROFILE.
FOOTBED	<b>ANATOMICAL RESPONSE FOOTBED</b> PROVIDES SUPPORT AND COMFORT.	FOOTBED	<b>CCM FOOTBED</b> PROVIDES SUPPORT AND COMFORT.	FOOTBED	<b>CCM FOOTBED</b> PROVIDES SUPPORT AND COMFORT.
CHASSIS	<b>ONE-PIECE ALUMINIUM FASTFRAME</b> HIGH PERFORMANCE EXTRUDED CHASSIS DESIGNED TO BE LIGHTWEIGHT AND DELIVER TOP SPEED.	CHASSIS	<b>ONE-PIECE ALUMINIUM FASTFRAME</b> HIGH PERFORMANCE EXTRUDED CHASSIS DESIGNED TO BE LIGHTWEIGHT AND DELIVER TOP SPEED.	CHASSIS	<b>ONE-PIECE ALUMINIUM FASTFRAME</b> DURABLE CHASSIS DESIGNED TO BE LIGHTWEIGHT AND TO DELIVER EXCELLENT SPEED.
BEARINGS	<b>ABEC 9</b>	BEARINGS	<b>ABEC 7</b>	BEARINGS	<b>ABEC 5</b>
WHEELS	<b>LABEDA DYNASTY</b> ADVANCED URETHANE AND CORE ALLOW FOR BETTER TURNS, WHILE TRIPLE DUROMETER FEATURE PROVIDES AN EXCELLENT BALANCE BETWEEN SPEED AND GRIP.	WHEELS	<b>SR: LABEDA UNION</b> A NEW WHEEL DESIGN WITH FLEX TECHNOLOGY THAT MAXIMIZES GRIP AND SPEED. <b>JR: HYPER GLIDE WHEELS</b> DURABLE WHEELS WITH A 78A DUROMETER THAT IS PERFECT FOR ALL SURFACES	WHEELS	<b>CCM WHEELS</b> 82A DUROMETER WHEELS THAT ARE PERFECT FOR ALL SURFACES.

## HARDWARE

CCM HARDWARE TO REPLACE MOUNTING SCREWS FOR THE CCM CHASSIS.

### INCLUDES

8 AXELS / 8 SPACERS / 8 NUTS & TOOL

[IS629] 353 3008

JetSpeed 280R JR

JetSpeed 270R

JetSpeed 260R

[IS634] 353 3009

Ultra Tacks

Tacks 5R92

Tacks 3R92

Tacks 1R92



**BANDY**





## TACKS TITANIUM

HEAT MOLDABLE

**SIZES**

SR	6-12	EE	FULL	357 0820
JR	3-5	EE	FULL	357 0810

QUARTER PACKAGE

**SYNTHETIC POWER FORM COMPOSITE**  
Durable boot with elite structural stiffness and a composite skin finish.

LINER

**TWO-TONE BRUSHED MICRO-FIBER**  
Provides comfort and a resistance to wear and tear.

TONGUE

**FELT TONGUE WITH EMBOSSED LACE-BITE PROTECTION**  
7mm felt with reinforcement layers for increased comfort and protection.

OUTSOLE

**INJECTED OUTSOLE WITH EXHAUST SYSTEM**  
Solid energy transfer profile and air vent to keep feet dry and skates light.

FOOTBED

**ANATOMICAL RESPONSE FOOTBED**  
Provides support and comfort.

HOLDER

**SPEEDBLADE 4.0**  
Proven durability with increased attack angle providing greater strides and cornering.

RUNNER

**SPEEDBLADE BANDY RUNNER**  
High performance runner with bandy radius. Fits Speedblade holder.



## SPEEDBLADE BANDY RUNNER

**SIZES**

SR	247 - 295 MM	349 7900
----	--------------	----------

SPECS

**HIGH PERFORMANCE RUNNER WITH BANDY RADIUS.**  
**FITS SPEEDBLADE HOLDER.**





## CCM HG RINK

**SIZES** SR 12", 13", 14", 15" 357 0010

**SPECS** TRICOT STYLE FOR GREAT GRIP AND FLEXIBILITY. HOCKEY STYLE GLOVE WITH FOAM PROTECTION.

**COLOR** BLACK (14)



## CCM GLOVE 8K

**SIZES** SR S, M, L 357 2880  
JR XXS, XS 357 2881

**SPECS** POPULAR PRO STYLE PLAYER GLOVE. TRICOT STYLE FOR GREAT GRIP AND FLEXIBILITY. VELCRO ATTACHMENT AT THE WRIST FOR A CUSTOM FIT.

**COLOR** NAVY (04), GREEN (06), RED (13), BLACK (14)



## CCM BANDY STICK

**SIZES** SR CURVE 4 357 3304  
YT CURVE 4 357 3300

**SPECS** FIBERGLASS LAMINATED WOOD STICK FOR THE ADULT PLAYER. THIS CONSTRUCTION GIVES YOU A VERY DURABLE STICK WITH A GREAT FEEL AND CONTROL. APPROVED BY THE SWEDISH BANDY FEDERATION.





## CCM ELBOW PADS BANDY 6K SR

**SIZES** SR XS, S, M 357 3120

### SPECS

PRO STYLE ELBOW PROTECTION FOR BANDY. VERY LIGHT AND SOFT PROTECTION TO ENSURE FULL MOVABILITY AND AGILITY. EASY AND FAST TO BREAK IN, WILL BE GAME READY IN A FEW TRIES.



## CCM EP BANDY 4K

**SIZES** SR XXXS, XXS 357 3130

### SPECS

JUNIOR ELBOW PROTECTION FOR BANDY. VERY LIGHT AND SOFT PROTECTION TO ENSURE FULL MOVABILITY AND AGILITY. EASY AND FAST TO BREAK IN, WILL BE GAME READY IN A FEW TRIES.



## CCM SHIN GUARDS BANDY 8K

**SIZE** SR 13", 14", 15", 16" 357 3100

### SPECS

STATE OF THE ART PROTECTION FOR THE ELITE PLAYER. JDP PROTECTION ENSURES TO PROTECT THE SENSITIVE JOINTS FROM IMPACT. THE ASD SHIN CAP WORKS WITH THE LINER TO ACHIEVE MAXIMAL COMFORT AND STABILITY.

**COLOR** WHITE (15)



## CCM SHIN GUARDS BANDY 4K

**SIZE** SR 10", 11", 12" 357 3110

### SPECS

SHIN GUARD FOR JUNIORS. EPP FOAM GIVES A VERY LIGHT AND GOOD PROTECTION. FITLITE SYSTEM IN COMBINATION WITH THE VENTILATED CAPS HELPS TO COOL DOWN THE LEGS.

**COLOR** WHITE (15)



## CCM BP COVER 8K

**SIZES** SR S, M, L, XL 357 2805

### SPECS

FLEXIBLE COVERPANT TO FIT THE 8K GIRDLE. DURABLE DESIGN WITH STRIPE, ZIPPER, BELT AND ANKLE VELCRO ATTACHMENT.

### COLOR

ROYA (03), NAVY (04), GREEN (06), RED (13), BLACK (14)



## CCM BP COVER 4K

**SIZES** JR 140 - 160 357 2806

### SPECS

FLEXIBLE COVERPANT TO FIT THE 4K GIRDLE. DURABLE DESIGN WITH STRIPE, ZIPPER, BELT AND ANKLE VELCRO ATTACHMENT.

### COLOR

ROYA (03), NAVY (04), GREEN (06), RED (13), BLACK (14)



## BP GIRDLE 8K

**SIZES** SR S, M, L, XL 357 2802

### SPECS

GIRDLE FOR ELITE PLAYERS. GREAT PROTECTION OVER THE HIPS AND THIGHS. NEW VELCRO ATTACHMENT OVER THE THIGHS. HAS A TIGHT FIT TO ENSURE BEST PROTECTION.

### COLOR

BLACK ( 14)



## BP GIRDLE 4K

**SIZES** JR 140 - 160 357 2801

### SPECS

GIRDLE FOR JUNIOR PLAYERS. GREAT PROTECTION OVER THE HIPS AND THIGHS. HAS A TIGHT FIT TO ENSURE BEST PROTECTION.

### COLOR

BLACK ( 14)



## BANDY SOCKS

**SIZES** **SR** 28" 457 0900  
**JR** 24" 457 0901

**SPECS** 1/2 ZIP PULL OVER, VENTILATED MESH PANELS, SNAPS. FOR ARMBANDS, EMBROIDERED CCM BRANDMARK. FABRIC CONTENT: 100% POLYESTER.

**COLOR**  
 ROYAL (03), NAVY (04), GREEN (06), YELLOW (07), RED (13), BLACK (14), WHITE (15)



## BANDY GAITER

**SIZES** **SR** S, M, L 457 0950

**SPECS** NICELY KNITTED BANDY SOCK WITH FOOT STRAP.

**COLOR**  
 ROYAL (03), NAVY (04), GREEN (06), YELLOW (07), RED (13), BLACK (14), WHITE (15)



## BANDY BALLS

**100 PACK** **CERISE** 452 0723  
**1 PACK** **CERISE -** 452 0720

**SPECS** BULK PACK 100 PCS. INDIVIDUALLY PACKAGED.

**COLOR**  
 CERISE (17)



# STREET HOCKEY PROTECTIVE

## QUICKLITE <sup>[NEW]</sup> 190 BALL HOCKEY GLOVES [HGBHQLT190]

**SIZES** SR S, M, L 361 5010 BOOKING ONLY  
**COLOR** BLACK

<b>FIT</b>	<b>ANATOMICAL PROFILE</b> DESIGNED FOR BALL HOCKEY.
<b>CONSTRUCTION</b>	<b>HD/LD FOAM CONSTRUCTION</b> LIGHTWEIGHT WITH GREAT LEVEL OF PROTECTION.
<b>BACKHAND/ FINGERS</b>	<b>MULTI SEGMENTED BACKHAND AND FINGERS</b> MAXIMIZE DEXTERITY AND STICK HANDLING.
<b>CUFF</b>	<b>SEGMENTED CUFF WITH EMBROIDERED CCM LOGO</b> OFFERS GREATER FLEXIBILITY AND RANGE OF MOTION.



## QUICKLITE <sup>[NEW]</sup> 170 BALL HOCKEY GLOVES [HGBHQLT170]

**SIZES** SR S, M, L 361 5020 BOOKING ONLY  
JR S/M, L/XL 361 5021 BOOKING ONLY  
**COLOR** BLACK

<b>FIT</b>	<b>ANATOMICAL PROFILE</b> DESIGNED FOR BALL HOCKEY.
<b>CONSTRUCTION</b>	<b>LD FOAM CONSTRUCTION</b> LIGHTWEIGHT.
<b>BACKHAND/ FINGERS</b>	<b>SEGMENTED BACKHAND AND FINGERS</b> PROVIDES MOBILITY.
<b>CUFF</b>	<b>SEGMENTED CUFF WITH PRINTED CCM LOGO</b> OFFERS GREATER FLEXIBILITY AND RANGE OF MOTION.



## QUICKLITE <sup>[NEW]</sup> BALL HOCKEY PADDED SHORTS [PSBHQLT]

**SIZES** SR S, M, L, XL, XXL 361 5000 BOOKING ONLY  
**COLOR** BLACK

<b>FIT</b>	<b>TIGHT FIT COMPRESSION SHORT</b> REDUCES MUSCLE VIBRATION AND FATIGUE.
<b>CONSTRUCTION</b>	<b>LIGHTWEIGHT VENTED LYCRA® PERFORMANCE CONSTRUCTION</b> ENHANCES MOBILITY AND AIR-FLOW TO PROMOTE FRESHNESS.
<b>MATERIAL</b>	<b>SANITARY ANTIMICROBIAL MATERIAL</b> HELPS WITH MOISTURE WICKING.
<b>PROTECTION</b>	<b>PERFORATED PE FOAM AT FRONT THIGHS &amp; HIPS</b> PROVIDES PROTECTION AGAINST IMPACT AND MAXIMIZES AIR-FLOW TO PROMOTE FRESHNESS.
<b>CUP</b>	<b>ERGONOMIC MOLDED CUP CAVITY</b> OFFERS MAXIMUM PROTECTION AND COMFORT AROUND GROIN AREA.



# STREET HOCKEY PROTECTIVE



## QUICKLITE <sup>[NEW]</sup> 190 BALL HOCKEY SHIN GUARD

[SGBHQLT190]

<b>SIZES</b>	<b>SR</b>	S, M, L	361 5110	BOOKING ONLY
	<b>JR</b>	S, M, L/XL	361 5115	BOOKING ONLY
<b>COLOR</b>		BLACK		

<b>FIT</b>	<b>ANATOMICAL PROFILE</b> DESIGNED FOR BALL HOCKEY.
<b>CONSTRUCTION</b>	<b>PE KNEE CAP AND SHIN PAD</b> LIGHTWEIGHT WITH GREAT LEVEL OF PROTECTION.
<b>LINER</b>	<b>PU FOAM TECH REMOVABLE LINER</b> CUSTOM FIT AND EASY MAINTENANCE.
<b>ATTACHMENT</b>	<b>3 VELCRO ELASTIC STRAPS</b> OFFERS GREATER SUPPORT AND ADJUSTABILITY.

## QUICKLITE <sup>[NEW]</sup> 170 BALL HOCKEY SHIN GUARD

[SGBHQLT170]

<b>SIZES</b>	<b>SR</b>	S, M, L	361 5120	BOOKING ONLY
<b>COLOR</b>		BLACK		

<b>FIT</b>	<b>ANATOMICAL PROFILE</b> DESIGNED FOR BALL HOCKEY.
<b>CONSTRUCTION</b>	<b>PE SHIN PAD</b> LIGHTWEIGHT WITH CORE PROTECTION.
<b>LINER</b>	<b>PU FOAM TECH REMOVABLE LINER</b> CUSTOM FIT AND EASY MAINTENANCE.
<b>ATTACHMENT</b>	<b>2 CALF VELCRO ELASTIC STRAPS</b> OFFERS GREATER SUPPORT AND ADJUSTABILITY.

## QUICKLITE <sup>[NEW]</sup> SFT BALL HOCKEY SHIN GUARD

[SGBHQLTSFT]

<b>SIZES</b>	<b>SR</b>	S, M, L, XL	361 5130	BOOKING ONLY
<b>COLOR</b>		BLACK		

<b>FIT</b>	<b>SNUG FIT WITH SLEEVE</b> DESIGNED FOR BALL HOCKEY.
<b>CONSTRUCTION</b>	<b>PE/LD KNEE CAP AND SHIN PAD</b> SOFTSHELL WITH GREAT LEVEL OF PROTECTION.
<b>ATTACHMENT</b>	<b>2 CALF VELCRO ELASTIC STRAPS</b> OFFERS GREATER SUPPORT AND ADJUSTABILITY.



## CCM HOCKEY BALL HIGH DENSITY <sup>[NEW]</sup> [ACBALLORG]

<b>COLOR</b>	ORANGE	361 5155	BOOKING ONLY
--------------	--------	----------	--------------

**TEMPERATURE** WARM - DESIGNED FOR +15°C AND OVER.

**SIZE** 2 5/8" OR 65MM - OFFICIAL BALL HOCKEY SIZE BALL.

\*ALSO OFFER IN PACK OF 36 UNITS

361 5150

## CCM HOCKEY BALL LOW DENSITY <sup>[NEW]</sup> [ACBALLPNK]

<b>COLOR</b>	PINK	361 5156	BOOKING ONLY
--------------	------	----------	--------------

**TEMPERATURE** COOL - DESIGNED FOR -1°C TO +15°C.

**SIZE** 2 5/8" OR 65MM - OFFICIAL BALL HOCKEY SIZE BALL.

\*ALSO OFFER IN PACK OF 36 UNITS

361 5151

## CCM STREET HOCKEY BALL SOFT <sup>[NEW]</sup> [ACBALLSTR]

<b>COLOR</b>	ORANGE	361 5157	BOOKING ONLY
--------------	--------	----------	--------------

**TEMPERATURE** LOW BOUNCE - DESIGNED FOR STREET HOCKEY

**SIZE** 2 5/8" OR 65MM - OFFICIAL BALL HOCKEY SIZE BALL.





## STICK WEIGHT

**SIZES** OSFA 361 4012 BOOKING ONLY

**CONSTRUCTION** EASY FIT ON ANY STICK

**MATERIAL** HIGH QUALITY MATERIAL WITH VELCRO AND REINFORCED SEAMS

## ICE SHOOTING PAD

**SIZES** 24' X 48' 361 4000 BOOKING ONLY

**CONSTRUCTION** FEATURES THE HYPER SLIDE TECHNOLOGY  
Provides you with the most realistic ice-like surface.

**TRAINING** DESIGNED TO IMPROVE YOUR ON-ICE GAME SKILLS  
Helps enhance your shooting, stickhandling, or passing abilities.



## SLICK TILES HOCKEY FLOORING

WHITE

**SIZES** 20 TILES (20 SQ. FT.) PER BOX 361 4005 BOOKING ONLY

**DIMENSION** EACH TILE IS 12" X 12" (1 SQ. FT.)

**MATERIAL** UV PROTECTED  
For use outdoors as well as indoors.

**CONSTRUCTION** MIMICS THE SLICKNESS OF REAL ICE  
Provides that on-ice feel.

**ASSEMBLY** TILES SNAP TOGETHER  
Easy to assemble.




## PASS MASTER

**SIZES** OSFA 361 4010 BOOKING ONLY

**CONSTRUCTION** HIGH QUALITY INDUSTRIAL STRENGTH BAND AND HEAVY-DUTY STEEL  
Ensures season after season use.

**TRAINING** 3 USABLE SIDES DESIGNED TO IMPROVE YOUR ON-ICE GAME SKILLS  
Helps enhance one-timers and quick hands abilities.

**FEATURES** COMES WITH REMOVABLE SPIKES  
Can also work for on-ice use.



## SWEET HANDS REGULAR STICKHANDLING TRAINER

**SIZES** 8 SECTIONS (2, 4 OR 8 FT. UNITS) PER BOX 361 4011 BOOKING ONLY

**CONSTRUCTION** CONSTRUCTED OF HEAVY DUTY HIGH QUALITY PLASTIC  
Perfect for use both on and off the ice.

**TRAINING** DESIGNED TO IMPROVE YOUR ON-ICE GAME SKILLS  
Helps players learn everything from basic stickhandling moves to complex toe-drag.

**FEATURES** CREATE V, T OR L SHAPED DRILLS  
Perfect stickhandling aid for players of all ages and skill levels.



## SKILLZ BALL STICKHANDLING BALL

**SIZES** 361 4020 BOOKING ONLY

**CONSTRUCTION** CONSTRUCTED OF DURABLE THERMOPLASTIC MIXTURE

**TRAINING** HELPS DEVELOP PROPER STICKHANDLING TECHNIQUE  
USING THE TOP HAND WRIST ROLL

**FEATURES** SKILLZ BALL IS ABOUT THE SAME WEIGHT AS A PUCK

## MUSCLE BALL STICKHANDLING BALL

**SIZES** 361 4021 BOOKING ONLY

**CONSTRUCTION** CONSTRUCTED FROM HEAVY DUTY STEEL

**TRAINING** DESIGNED TO HELP PLAYERS DEVELOP THE HAND AND WRIST STRENGTH  
NEEDED TO BECOME A STELLAR STICKHANDLER

**FEATURES** 4 TIMES THE WEIGHT OF A PUCK (18.85 OZ)

# NOTES

Lined area for taking notes, featuring horizontal ruling lines across the page.



## This image shows a single sheet of white paper with horizontal ruling lines. The lines are evenly spaced and run across the width of the page. There is no text or other markings on the paper.

## NOTES

## This image shows a single sheet of white paper with horizontal ruling lines. The lines are evenly spaced and run across the width of the page. There is no text or other markings on the paper.





# HEAD OFFICE LOCATIONS

## NORTH AMERICA

REEBOK-CCM HOCKEY  
3400, RAYMOND-LASNIER,  
MONTREAL, QUEBEC H4R 3L3  
CANADA  
TEL.: (800) 636-5895  
FAX: (800) 636-5751

## EUROPE

REEBOK-CCM HOCKEY AB  
GÅRDSVÄGEN 13  
SE 16927 SOLNA  
SWEDEN  
TEL.: + 46 (0) 8 522 352 00  
FAX: + 46 (0) 8 522 352 10

FIND US ON:



TO START YOUR B2B ONLINE SHOPPING,  
GO TO [WWW.G02REEBOKCCM.COM](http://WWW.G02REEBOKCCM.COM)  
AND CLICK ON "REQUEST LOGIN".

© 2016 REEBOK INTERNATIONAL LTD. ALL RIGHTS RESERVED.  
REEBOK AND THE VECTOR LOGO ARE REGISTERED TRADEMARKS  
OF REEBOK INTERNATIONAL. \*MEANS A TRADEMARK OF  
REEBOK-CCM HOCKEY OY. \*\* MEANS A TRADEMARK OF REEBOK-  
CCM HOCKEY AB. \*\*\* MEANS A TRADEMARK OF SPORT MASKA  
INC. CCM® IS A REGISTERED TRADEMARK OF SPORT MASKA  
INC. AND IS USED UNDER LICENCE BY REEBOK-CCM HOCKEY  
U.S., INC. ® : MEANS A REGISTERED TRADEMARK OF SPORT  
MASKA INC. TM : MEANS A TRADEMARK OF SPORT MASKA INC.  
NHL AND THE NHL SHIELD ARE REGISTERED TRADEMARKS OF  
THE NATIONAL HOCKEY LEAGUE. ALL NHL LOGOS AND MARKS  
AND TEAM LOGOS AND MARKS DEPICTED HEREIN ARE THE  
PROPERTY OF THE NHL AND THE RESPECTIVE TEAMS AND  
MAY NOT BE REPRODUCED WITHOUT THE PRIOR WRITTEN  
CONSENT OF NHL ENTERPRISES, L.P. © NHL 2016. ALL RIGHTS  
RESERVED. NHLPA, NATIONAL HOCKEY LEAGUE PLAYERS'  
ASSOCIATION, BE A PLAYER AND LOGOS OF THE NHLPA AND  
BE A PLAYER ARE TRADEMARKS OF THE NHLPA; CENTER ICE.  
© PHOTOS: GETTY IMAGES.

\* : THIS CATALOG MAY REFER TO THE FOLLOWING TRADEMARKS  
WHICH ARE OWNED BY THE COMPANIES WHOSE NAMES APPEAR  
AFTER THE TRADEMARK: AHL -- AMERICAN HOCKEY LEAGUE;  
CLARINO -- HURARAY CO. LTD.; CHL -- CANADIAN HOCKEY LEAGUE;  
LYCRA, SPANDEX AND SURLYN -- E.I. DUPONT DE NEMOURS  
AND COMPANY; DOBBY CORD -- REEBOK INTERNATIONAL LTD;  
DURATEX AND MICROTUX -- TIETEX INTERNATIONAL, LTD.;  
ECHL -- ECHL INC.; IMEVA -- REEBOK INTERNATIONAL LTD;  
LOCTITE -- LOCTITE CORPORATION; PITTARDS -- PITTARDS  
PLC; PLAYDRY -- REEBOK INTERNATIONAL LTD; SMARTMOUTH,  
PROPLUSGEL AND SMOOTH AIR -- SIGNATURE MOUTHGUARDS  
PTY LIMITED; TACTEL -- INVISTA; ULTRA FRESH -- KROY  
INTERNATIONAL INC.; VELCRO -- VELCRO INDUSTRIES B.V.;  
CAMBRELLE -- CAMTEX FABRICS LTD.; CLARINO -- HURARAY CO.  
LTD.; COOLMAX, DUPONT, LYCRA AND SURLYN -- E.I. DUPONT DE  
NEMOURS AND COMPANY; COOLPLUS -- CHUNG SHING TEXTILE  
CO., LTD; EASTON PARABOLIC -- EASTON SPORTS INC.; LOCTITE  
-- LOCTITE CORPORATION; NYLEX -- NYLEX CORPORATION  
PTY LTD; RINK RAT, RINK RAT ICON, HOT SHOT, HORNET,  
VT733, VT333, MB816 MTECH -- MEARTHANE PRODUCTS  
CORPORATION; SONAFLEX -- SONATEX INC.; THINSULATE IS  
A TRADEMARK OF 3M, USED UNDER LICENSE IN CANADA; TUUK  
LS2 -- NIKE INC; ULTRA-FRESH -- KROY INTERNATIONAL INC.;  
VELCRO -- VELCRO INDUSTRIES B.V. -- D30®, LAB

WARNING : HOCKEY IS A DANGEROUS COLLISION SPORT. WE  
RECOMMEND THAT PROTECTIVE EQUIPMENT AND A CERTIFIED  
HELMET BE WORN AT ALL TIMES.

SPORT MASKA INC. RESERVES THE RIGHT TO CHANGE ALL  
PRODUCT SPECIFICATIONS AND/OR CUSTOM PROGRAMS.  
WHILE THE INFORMATION SHOWN IN THIS PUBLICATION  
WAS CORRECT AT THE TIME OF PRINTING, WE RESERVE  
THE RIGHT TO DISCONTINUE THE SALE OF PRODUCT OR  
CHANGE SPECIFICATIONS OR DESIGNS WITHOUT NOTICE OR  
OBLIGATION. COPYRIGHT © SPORT MASKA INC. 2016. ALL  
RIGHTS RESERVED. PRINTED IN CANADA 🇨🇦

